

Calculation of Temporal Plasmas of XFEL Experiments with a Relativistic Collisional Radiative Average Atom Code

In this paper, we illustrate the computational capability of the collisional radiative model ATMED CR for calculating the temporal evolution of accurate atomic populations including nlj -splitting, mean charge and atomic processes rates. The present work contains computed time-dependent plasmas with the average atom code ATMED CR of neon and aluminium created with X-ray Free Electron Lasers proposed in the 10th Non-LTE Code Comparison Workshop. The results for plasma properties can be considered as very precise, according to the electronic temperature profiles registered in experiments of laser created plasmas with duration times of picoseconds and femtoseconds. As a consequence, the Crank-Nicholson implicit numerical iterative temporal module of ATMED CR can be considered a new rapid method for simulating this type of plasmas, avoiding some of the typical difficulties that appear in interpreting results of free electron laser experiments, as very different temporal scales in NLTE regime, enormous matrices of detailed collisional radiative codes, etc.

Keywords:

Screened Hydrogenic Atomic Model; Collisional Radiative Average Atom Code; Time-Dependent Plasmas

INTRODUCTION

In a previous work [1], the collisional radiative model ATMED CR developed in the Average Atom formalism was presented. This code has been conceived to compute the population distribution of relativistic atomic levels (nlj -splitting), the average ionization as well as the main atomic and radiative properties of steady-state and temporal plasmas of pure chemical elements or mixtures. The code ATMED CR described in detail inside the thesis book [2], has been developed to calculate plasma population kinetics under coronal, local or non-local thermodynamic equilibrium regimes as an extension of the module named ATMED LTE [3-5] for local thermodynamic conditions, which used the minimization of free energy to solve for the orbital populations according to the Fermi-Dirac statistics equivalent to SAHA model.

ATMED CR can perform calculations for a wide range of laboratory and theoretical conditions: optically thin or thick plasmas, photoionized plasmas with several coexistent or incident Planckian radiation fields with full or diluted intensity, plasmas created in X-ray free electron laser facilities, etc. The radiative and collisional rates for atomic processes between energy levels of the average atom are

a good equilibrated set of analytical approximations of quantum mechanical ones, with a very appropriate order of magnitude by contrast with the rates between ionic charge states of detailed models, resulting in very accurate statistical averages.

The atomic model is based on a Relativistic Screened Hydrogenic Model (RSHM) with a set of universal screening constants including *nlj*-splitting that has been obtained by fitting to a large database of 61,350 atomic high quality data entries, compiled from the National Institute of Standards and Technology (NIST) database of U.S. Department of Commerce and from the Flexible Atomic Code (FAC). This atomic model has been specially formulated to treat ground and excited configurations of medium and highly ionized atoms [6,7].

The relativistic screening constants were calculated through ATLANTE node of the Spanish Supercomputing Network (RES). Atlante supercomputer has a cluster formed by 84 IBM JS21 blade servers with dual core PowerPC 970MP processors and 8GB RAM (336 CPUs in total), reaching 3.36 TFLOP/s and offering 96TB of storage disk. A genetic algorithm was selected as the method of optimization for adjusting simultaneously all the screening constants, using the whole set of energies included in the database of 61,350 values.

The calculation of accurate relativistic atomic populations including *nlj*-splitting of electronic orbitals, improves the precision of atomic properties as mean charge, rates and the resolution of spectral properties as opacities and radiative power losses, with respect to collisional radiative average atom codes as XSN of W. Lokke and W. Grasberger of 1977 with *n*-splitting [8] or with *nl*-splitting [9-10].

The *nlj*-splitting of orbitals improves the computation of electron binding energies and radial dipole matrix elements, for calculating accurate multiplications of degeneracy and oscillator strengths *gf*-values and transition probabilities which represent a critical ingredient of atomic processes rates formulas, relevant for experiments in X-ray free electron laser facilities as collisional excitation, deexcitation and collisional ionization, three body recombination as well as autoionization and dielectronic capture.

In Section 1 we model with ATMED CR neon and aluminium temporal plasmas created in X-Ray Free Electron Laser facilities (Figure 1), proposed in the 10th Non-LTE Code Comparison Workshop [11] of interest for several fields of research in high energy density physics as laser-matter interaction. Section 2 explains in detail the process of developing the code ATMED CR and how the contrast with results within more than 380 references has been carried out carefully to know better what accuracy this code can achieve. Section 3 contains main conclusions.

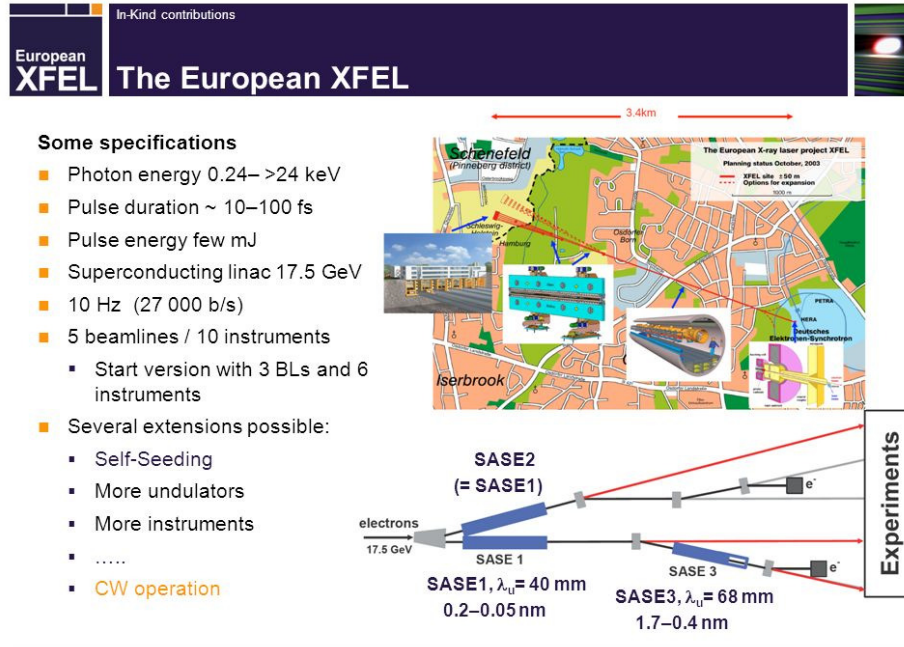


Figure 1. The 3.4 km long European XFEL generates extremely intense X-ray flashes which are produced in underground tunnels and will allow scientists to map atomic details of viruses, film chemical reactions, and study the processes in the interior of planets.

1. MODELING OF TIME DEPENDENT PLASMAS

1.1 Temporal Resolution of Average Atom Equations inside ATMED CR code

This method supposes that in each time interval ionization equilibrium is not necessarily reached, so that the plasma thermodynamic parameters changes of temperature, density, etc., take place more rapidly than some atomic processes characteristic times.

The temporal discretization is carried out through applying the Crank Nicholson method in which the temporal derivative of a variable a can be expressed as:

$$\frac{da}{dt} = -\omega a \Rightarrow \frac{a^{t+\Delta t} - a^t}{\Delta t} = -\omega(\theta a^{t+\Delta t} + (1-\theta)a^t) \quad (1)$$

Where a^t and $a^{t+\Delta t}$ represent the values of the variable in two instants characterized by times t and $t + \Delta t$, respectively, being Δt the time step of the kinetic calculation.

The parameter $0 \leq \theta \leq 1$ characterizes with its value the type of solution, so that $\theta = 0$ if the solution is totally explicit and $\theta = 1$ if the solution is totally implicit.

91 For other intermediate value the solution will be explicit-implicit. Particularizing for kinetic equations
 92 of average atom relativistic populations and considering the totally implicit solution $\theta = 1$, it is
 93 obtained the next set of equations for temporal intervals ($m = t_0, t_1, t_2, \dots, t_m, t_{m+1}, \dots, t_{\text{end}}$) and with
 94 iterations of populations 1, 2, ..., p, p+1, ..., inside each temporal interval considering a total time
 95 duration of $\tau = N\Delta t : 0 \rightarrow N\Delta t$:

$$\begin{aligned}
 96 \quad & \frac{\overline{P_i^{t+\Delta t}} - \overline{P_i^t}}{\Delta t} = -\omega \overline{P_i^{t+\Delta t}} = (\overline{D_i^{t+\Delta t}} - \overline{P_i^{t+\Delta t}}) \overline{S_i^{t+\Delta t}} - \overline{P_i^{t+\Delta t}} \overline{L_i^{t+\Delta t}} \\
 97 \quad & \overline{P_i^{t+\Delta t}} = \overline{P_i^t} + \Delta t * \left[(\overline{D_i^{t+\Delta t}} \overline{S_i^{t+\Delta t}} - \overline{P_i^{t+\Delta t}} \overline{S_i^{t+\Delta t}}) - \overline{P_i^{t+\Delta t}} \overline{L_i^{t+\Delta t}} \right] \\
 98 \quad & \overline{P_i^{t+\Delta t}} + \Delta t * \overline{P_i^{t+\Delta t}} \overline{S_i^{t+\Delta t}} + \Delta t * \overline{P_i^{t+\Delta t}} \overline{L_i^{t+\Delta t}} = \overline{P_i^t} + \Delta t \overline{D_i^{t+\Delta t}} \overline{S_i^{t+\Delta t}} \\
 99 \quad & \overline{P_i^{t+\Delta t}} (1 + \Delta t * \overline{S_i^{t+\Delta t}} + \Delta t * \overline{L_i^{t+\Delta t}}) = \overline{P_i^t} + \Delta t \overline{D_i^{t+\Delta t}} \overline{S_i^{t+\Delta t}} \\
 100 \quad & \overline{P_i^{t+\Delta t}} \Big|_{p+1} = \frac{\overline{P_i^t} + \Delta t * \overline{D_i^{t+\Delta t}} \overline{S_i^{t+\Delta t}}}{(1 + \Delta t * \overline{S_i^{t+\Delta t}} + \Delta t * \overline{L_i^{t+\Delta t}})} \Big|_p \quad (2)
 \end{aligned}$$

101 Being:

- 102 • $\overline{D_i} \equiv g_i$: Degeneracy affected by pressure ionization of relativistic orbital i .
- 103 • $\overline{L_i}$: Sum of coefficients corresponding to depopulation of energy level i .
- 104 • $\overline{P_i}$: Fractional population of relativistic orbital i .
- 105 • $\overline{S_i}$: Sum of coefficients corresponding to population of energy level i .

106 In the previous situation to $t = 0$ s (temporal interval $m = t_0$), that's to say, in the situation previous to
 107 the initial one, it is supposed that the plasma is in specific conditions of density and temperature in a
 108 way that starting in $t = 0$ s density and temperature variations take place more rapidly than the
 109 characteristic times of some atomic processes. In the first temporal interval the stationary collisional
 110 radiative balance is solved in order to start with correct values of plasma properties:

$$111 \quad \overline{P_i^{p+1}} = \frac{\overline{D_i}}{1 + \frac{\overline{L_i}}{\overline{S_i}}} \Big|_{\overline{P_i} = \overline{P_i^p}} \quad (3)$$

112

113 Considering a time duration of $\tau = N\Delta t : 0 \rightarrow N\Delta t$, specific conditions of temperature, density, etc.,
 114 are associated to each interval:

115
$$\Delta t : 0 \rightarrow \Delta t = \Delta t - 0 \Rightarrow T^{\Delta t}, \rho^{\Delta t}$$

116
$$2\Delta t : \Delta t \rightarrow 2\Delta t = 2\Delta t - \Delta t \Rightarrow T^{2\Delta t}, \rho^{2\Delta t} \dots$$

117
$$N\Delta t : (N-1)\Delta t \rightarrow N\Delta t = N\Delta t - (N-1)\Delta t \Rightarrow T^{N\Delta t}, \rho^{N\Delta t}$$

118 This way the plasma parameters are recalculated when the code advances a time step with the new
 119 conditions of density, temperature, etc. The time step of the kinetic computation of populations,
 120 totally determines the evolution of plasma parameters. In the FORTRAN code it is considered the
 121 totally implicit solution $\theta = 1$ for the temporal resolution of equations. In whatever temporal interval
 122 different from the first one of the grid, the solution for populations is as follows:

123
$$\left. \overline{P_i^{t+\Delta t}} \right|_{p+1} = \frac{\overline{P_i^t} + \Delta t * D_i^{t+\Delta t} S_i^{t+\Delta t}}{\left(1 + \Delta t * S_i^{t+\Delta t} + \Delta t * L_i^{t+\Delta t} \right)} \Bigg|_p \quad (4)$$

124 Although it is less complex than other temporal codes as the one described in section “III. ATOMIC
 125 PHYSICS AND NUMERICAL METHOD” of the Reference [12], because of being based on the
 126 implicit numerical method of Crank Nicholson, the temporal model ATMED CR ends up being very
 127 agile in the fast resolution of the collisional radiative balance in each temporal interval, characterized
 128 by specific thermodynamic conditions, and linking conveniently the populations of each relativistic
 129 orbital in every time interval with respect to the previous one.

130 The detailed explanation of operating schemes of the code can be found in Reference [2]. For solving
 131 the temporal collisional radiative balance of ATMED CR it is used the next iterative loop:

132

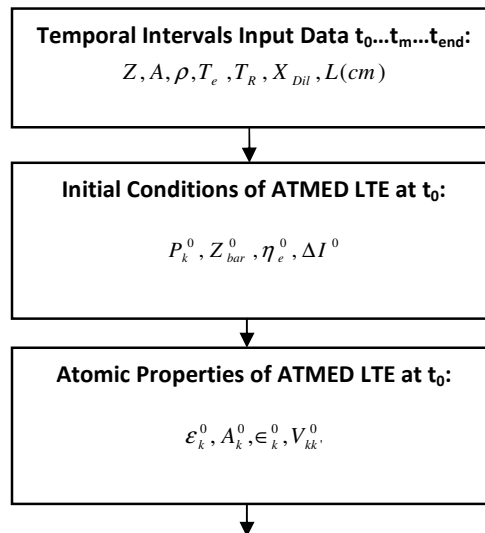
133

134

135

136

137



138

139

140

141

142

143

144

145

146

147

148

149

150

151

152

153

154 The description of parameters of the average atom representing the whole plasma is as follows:

155

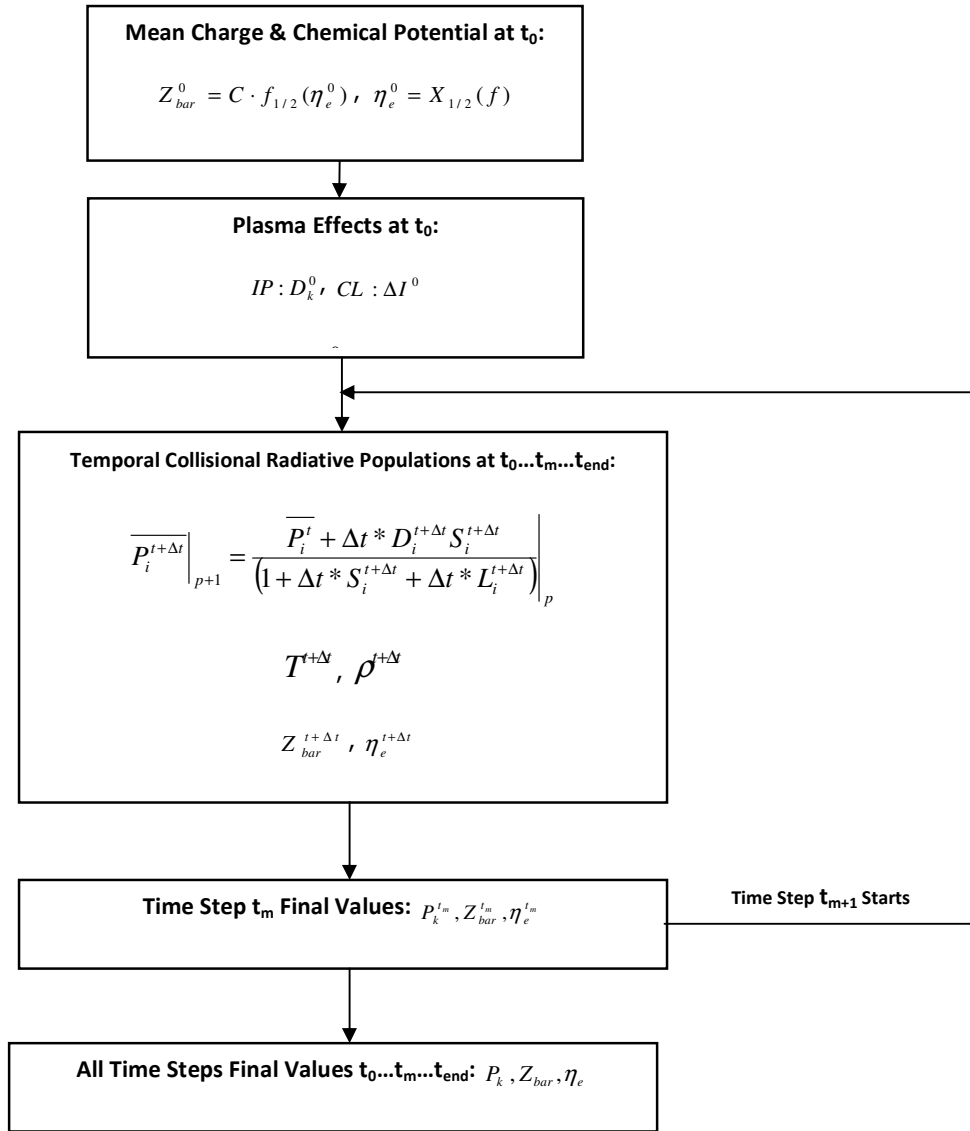
156

157

158

159

160



- A_k : External screening of electrons in outer orbitals with respect to the one considered k .
- $D_k \equiv g_k$: Degeneracy affected by pressure ionization of relativistic orbital k .
- $D_k^0 = 2j+1$: Maximum degeneracy or statistical weight of relativistic orbital k .
- $I_i = -\epsilon_i$ eV: Ionization potential of relativistic level i .
- $L \equiv D$: Plasma characteristic length in cm.
- L_i : Sum of coefficients corresponding to depopulation of energy level i .

- 161 • P_k : Fractional population of relativistic orbital k .
- 162 • Q_k : Screened charge of relativistic orbital k .
- 163 • S_i : Sum of coefficients corresponding to population of energy level i .
- 164 • $T_e \equiv T$ eV: Electronic temperature.
- 165 • $T_R \equiv T_{rad}$ eV: Radiation temperature.
- 166 • V_{ik}, V_{jk} : Electronic interaction energies between orbitals (i, k) and (j, k) which represent
- 167 the variation of energy in level i or j when an electron is added to level k .
- 168 • X_{Dil} : Dilution factor.
- 169 • Z_{bar} : Mean charge.
- 170 • $\beta = 1/k_B T$: Inverse of temperature.
- 171 • \mathcal{E}_i eV: Energy eigenvalue of Dirac's equation of relativistic orbital i .
- 172 • ϵ_i eV: Energy of relativistic orbital i in the average atom configuration.
- 173 • $\epsilon_{ij} = \epsilon_j - \epsilon_i$ eV: Excitation energy between relativistic orbitals i and j .
- 174 • η_e : Reduced electronic chemical potential.
- 175 • $\sigma_{kk'}$: Screening constant between relativistic orbitals k and k' .
- 176 • ΔI : Ionization potential or binding energy change because of continuum lowering.

177 1.2 Application of Temporal Resolution of Average Atom Equations in ATMED CR

178 1.2.1 X-ray Free Electron Laser Experiments General Description

179 To interpret the results of XFEL's – Plasma interaction experiments, there are difficulties in how to
 180 account for these three components, atomic physics, radiation transport and plasma physics [13]. The
 181 main problems for simulating the temporal plasmas created in these facilities are the following:

182

- 183 • Non linear and complex plasmas and interpretation of experimental data.
- 184 • Very different temporal scales in NLTE regime.
- 185 • Enormous matrices of detailed collisional radiative codes.
- 186 • Numerical simulation at high scale.

187

In the next subsections there are displayed data of calculations with the code ATMED CR of neon and aluminium plasmas proposed in the Workshop NLTE-10 [11], see Table 1, considering only electronic temperature T_e and electronic density N_e temporal profiles at constant ionic density N_{ion} , because simultaneous temporal evolutions of radiation temperature T_R or dilution factor X_{dil} have not been provided. So it is supposed in calculations that the radiation energy created by the laser causes very rapid changes in electronic temperature according to the environment of the experiments in the XFEL's facilities. Nevertheless, ATMED CR could perform calculations considering simultaneous evolutions of several thermodynamic variables versus time $T_e(t)$, $N_e(t)$, $N_{ion}(t)$, $\rho(t)$, $T_R(t)$, $X_{dil}(t)$, etc.

Table 1: Main parameters of XFEL experiments of optically thin plasmas of neon and aluminium

Z	N_{ion} (ion/cm ³)	ρ (g/cm ³)	E_{rad}^a (eV)	Bandwidth (eV)	Intensity (W/cm ²)	Field (J/cm ² /s/Hz/rad)	Duration (s)
10	1.0E+18	0.000034	800	4	2.35E+17	19.4	3.40E-13
10	1.0E+18	0.000034	1050	4	2.86E+17	23.5	2.80E-13
10	1.0E+18	0.000034	2000	4	3.48E+17	28.6	2.30E-13
13	6.0E+22	2.688233	1580	4.4	1.17E+17	8.73	8.00E-14
13	6.0E+22	2.688233	1650	4.4	9.34E+16	6.99	8.00E-14

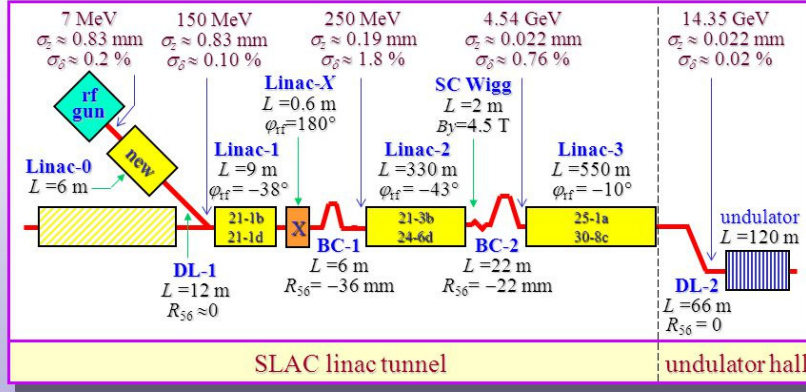
^a E_{rad} : Radiation Energy.

Considering the characteristic times of experiments in comparison with times of the atomic processes rates, the calculations are very accurate because the collisional radiative balance of ATMED CR is a statistical average of the results of detailed models, even for durations of laser irradiation of 8.0E-14 s for aluminium or of 3.4E-13÷2.3E-13 s for neon. The temporal resolution provides information about the order of magnitude of processes rates, atomic and radiative properties characterizing the specific plasma evolution of conditions for each time interval.

1.2.2 Temporal Plasmas of Neon

The results for neon plasma properties can be considered as very precise, according to the electronic temperature profiles provided by experiments of laser created plasmas in the Linac Coherent Light Source [14] (LCLS of Figure 2) with radiation energies of E_{rad} (eV) = 800, 1050, 2000 and of duration times of 3.4E-13, 2.8E-13 and 2.3E-13 s respectively, see Table 1. These experiments have been carried out for exploring the interactions of high-intensity, hard X-rays with matter. Understanding how electrons in matter respond to ultra-intense X-ray radiation is essential for all applications.

LCLS Accelerator and Compressor Schematic



LCLS DOE Review, 21-23 May 2003

LCLS Linac Long Lead Procurement

Eric Bong, SLAC

bong@slac.stanford.edu



Figure 2. The Linac Coherent Light Source at SLAC takes X-ray snapshots of atoms and molecules at work, revealing fundamental processes in materials, technology and living things. LCLS is a Science Facility operated for the U.S. Department of Energy by Stanford University.

According to the temporal electronic temperature profiles provided in the NLTE-10 Workshop, the time step is variable $\Delta t(t)$ and the grid of nodes for temporal intervals ($m = t_0, t_1, \dots, t_m, t_{m+1}, \dots, t_{\text{end}}$) has been selected considering the next formula adapted from the Equation (4):

$$\overline{P_i^{t+\Delta t}} \Big|_{p+1} = \frac{\overline{P_i^t} + \Delta t^{t+\Delta t} * D_i^{t+\Delta t} S_i^{t+\Delta t}}{\left(1 + \Delta t^{t+\Delta t} * S_i^{t+\Delta t} + \Delta t^{t+\Delta t} * L_i^{t+\Delta t}\right)} \Big|_p \quad (5)$$

The calculations with ATMED CR in order to account for dense plasma effects, have been performed with the formulas belonging to Stewart-Pyatt Continuum Lowering and Ionization Pressure models, the last one being very similar to Ecker-Kröll model.

The formulas for these models of plasma effects are the next ones:

- Pressure ionization D_k :

$$D_k = \frac{2j_k + 1}{1 + \left(a_{zm} \frac{r_k^0}{R_i}\right)^{b_{zm}}} \quad (6)$$

229 The values D_k are considered in all rate equations, that's to say the degeneracy of the
 230 relativistic subshell k affected by pressure ionization.

- 231 ○ a_{zm} & b_{zm} : Tabulated parameters [3].
- 232 ○ r_k^0 : Radius of relativistic orbital k of isolated neutral atom.
- 233 ○ $R_i = \left(\frac{4\pi \rho N_A}{3 A} \right)^{-1/3}$: Ion sphere radius depending on Avogadro's number N_A , density
 234 ρ and molecular weight A .

- 235 • Continuum lowering, the values $D_k^0 = 2j_k + 1$ are considered in all rate equations, that's to
 236 say the maximum degeneracy of the relativistic subshell, following Stewart-Pyatt's formula
 237 with temperature T in atomic units (ua) and N_i as ionic density [3,5]:

$$238 \quad D_e = \sqrt{\frac{T(ua)}{4\pi Z_{bar} N_i}} \quad (7)$$

$$239 \quad D_i = \sqrt{\frac{T(ua)}{4\pi Z_{bar}^2 N_i}} \quad (8)$$

$$240 \quad R_D = \frac{D_i * D_e}{\sqrt{D_i^2 + D_e^2}} \quad (9)$$

$$241 \quad \Delta I = \frac{1}{2} \frac{Z_{bar}}{R_i} \left[\left(1 + \left(\frac{R_D}{R_i} \right)^3 \right)^{\frac{2}{3}} - \left(\frac{R_D}{R_i} \right)^2 \right] \quad (10)$$

- 242 ○ ΔI : Ionization potential or binding energy change because of continuum lowering.

243 Considering continuum lowering according to Stewart-Pyatt model in the collisional radiative balance
 244 calculations, it is obtained a slightly higher value of mean charge for all instants, see Figure 3.a. More
 245 data computed with ATMED CR are collected in APPENDIX A. The formulas of both formalisms
 246 can be considered as valid because of reproducing with high accuracy experimental values.

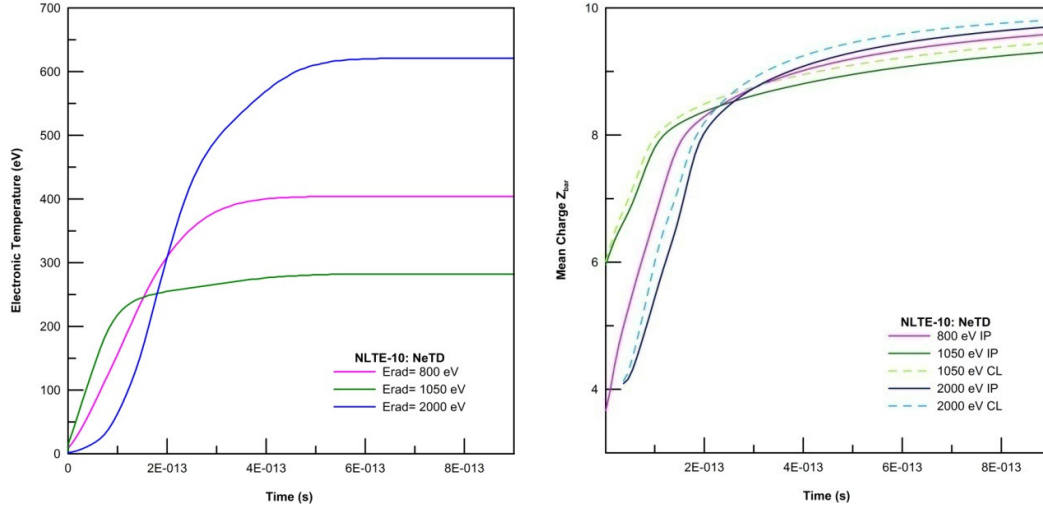


Figure 3.a. Calculations with the code ATMED CR of neon plasmas proposed in the 10th Non-LTE Code Comparison Workshop, from left to right graphs: electronic temperature temporal profile $T_e(t)$ of the experiments at X-ray free electron laser facilities as LCLS [11]; mean charge temporal evolution $Z_{bar}(t)$ with the formulas belonging to Stewart-Pyatt Continuum Lowering CL and Ionization Pressure IP models, the last one being very similar to Ecker-Kröll model.

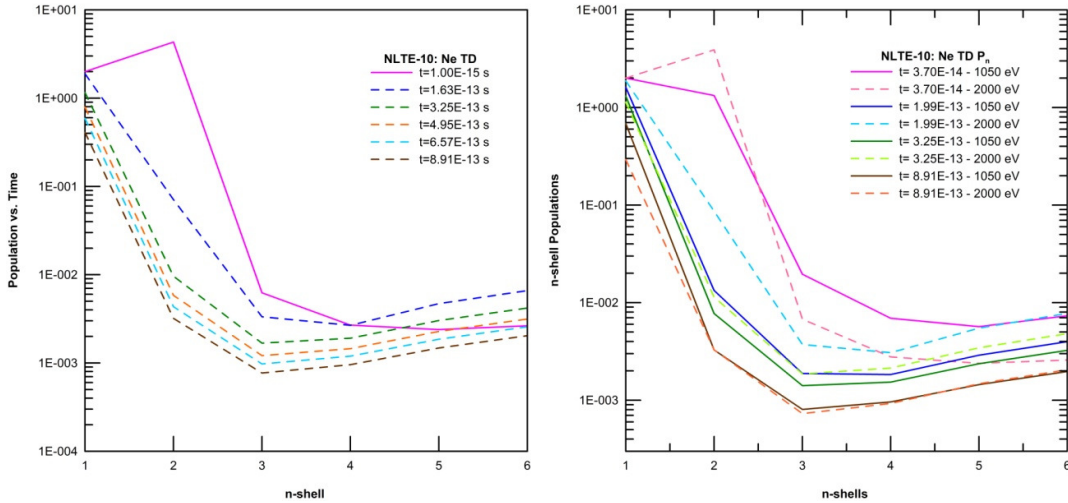


Figure 3.b. Calculations with the code ATMED CR of neon plasmas proposed in the 10th Non-LTE Code Comparison Workshop, from left to right graphs: n-shell populations temporal evolution $P_n(t)$ at $E_{rad}=800$ eV and n-shell populations temporal evolution $P_n(t)$ at $E_{rad}=1050$ eV versus 2000 eV for representative temporal intervals.

We can observe also in Figure 3.b, that n-shell populations temporal evolutions $P_n(t)$ at $E_{rad}=800$ eV and $P_n(t)$ n-shells populations temporal evolutions at $E_{rad}=1050$ eV versus 2000 eV, follow perfectly the changes in the electronic temperature temporal profiles.

1.2.3 Temporal Plasmas of Aluminium

The results for aluminium plasma properties can be considered as very precise, according to the electronic temperature profiles provided by experiments of laser created plasmas in the Linac Coherent Light Source (LCLS) [15] with radiation energies of E_{rad} (eV) = 1580, 1650 and with

duration times of $8.0\text{E-}14$ s, see [Table 1](#). These experiments have been carried out for making direct measurements of the ionization potential depression in dense plasmas and for analyzing the predictions made with the formulas belonging to Stewart-Pyatt or Ecker-Kröll models. The calculations with ATMED CR have been made with the formulas of Ionization Pressure model.

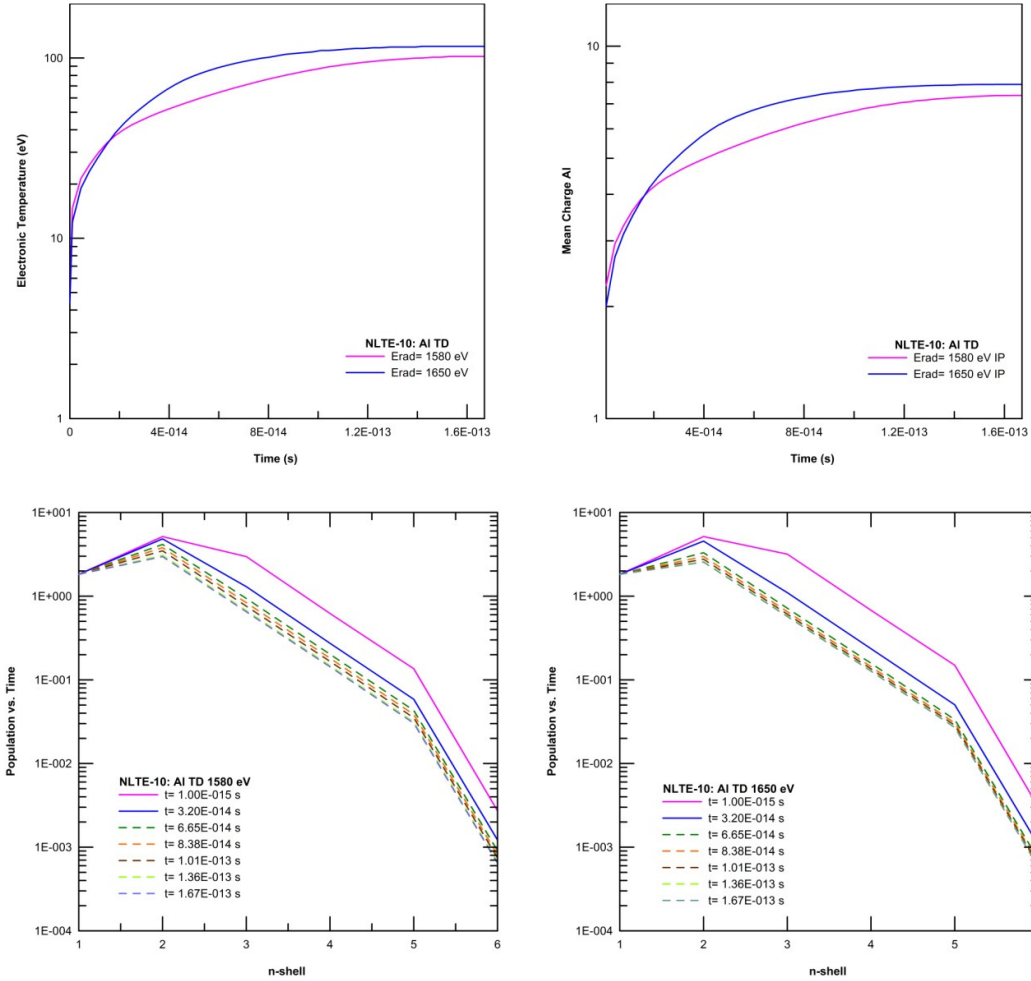


Figure 4.a. Calculations with ATMED CR of temporal aluminium plasmas proposed in the 10th Non-LTE Code Comparison Workshop, from left to right, from upper to below graphs: electronic temperature temporal profile $T_e(t)$ of the experiments at X-ray free electron laser facilities as LCLS [\[11\]](#); mean charge temporal evolution $Z_{\text{bar}}(t)$; n-shell populations temporal evolution $P_n(t)$ at $E_{\text{rad}}=1580$ or 1650 eV.

As a direct consequence of the relativistic splitting of matter structure included in ATMED CR code and the high sensitivity to slight changes in the experiment characteristics (E_{rad} , intensity, $T_e(t)$, etc.), in [Figure 4](#) we can accurately observe the instant of time at around which it takes place the saturation of energy levels depopulation, which in turn is the same instant at which the mean charge begins to remain practically constant with a graphically almost horizontal evolution. In [Figure 4](#), the aforementioned instant respectively occurs at $1.530\text{E-}13$ s with E_{rad} (eV) = 1580 or at $1.360\text{E-}13$ s

with E_{rad} (eV) = 1650, being in consequence the gap between dashed lines representing the evolution of populations, narrower at several instants for 1650 eV than for 1580 eV.

We can check also in [Figure 4.a](#), that considering imaginary horizontal lines at all n-shells ($n=1\div6$), it is rapidly noticed that at the end of experiments at instant $1.670\text{E-}13$ s, the small difference in final mean charges $Z_{\text{bar}} = 7.375325 / 7.893010$ belonging respectively to E_{rad} (eV) = 1580/1650, corresponds fundamentally to the slight difference in population of n=2-shell, $2.972565\text{E}+00 / 2.554551\text{E}+00$. See in [Table 2](#) with more detail the populations of relativistic levels $2s_{1/2}$, $2p_{1/2}$ and $2p_{3/2}$.

Table 2: Main populations at $t=1.67\text{E-}13$ s of thin plasmas of aluminium proposed in Workshop NLTE-10.

E_{rad} (eV)	$1s_{1/2}$	$2s_{1/2}$	$2p_{1/2}$	$2p_{3/2}$	$P_{n=3}$	$P_{n=4}$	$P_{n=5}$	$P_{n=6}$
1580	1.825417E+00	0.849210	0.716223	1.407132	6.522302E-01	1.434465E-01	3.037351E-02	6.435457E-04
1650	1.825415E+00	0.730117	0.615467	1.208966	5.725238E-01	1.270181E-01	2.690932E-02	5.723725E-04

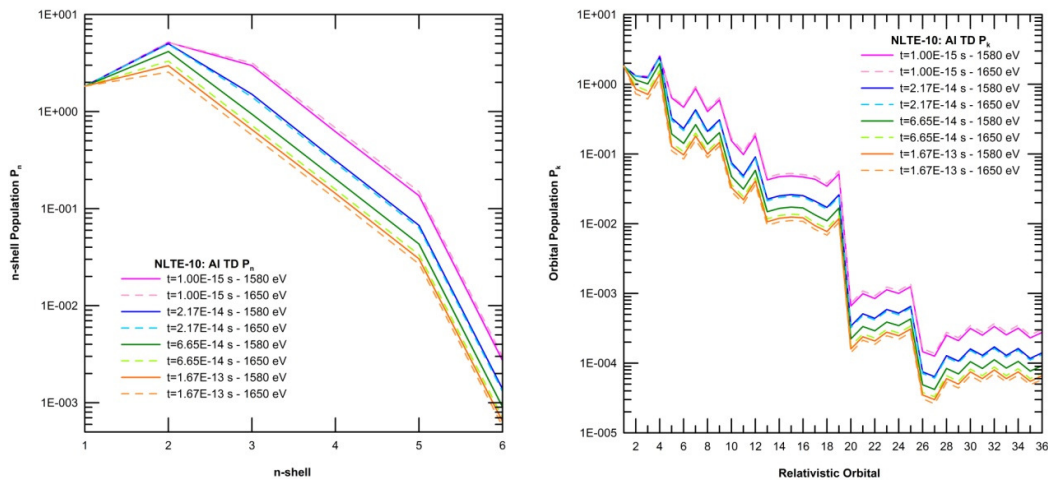


Figure 4.b. Calculations with the code ATMED CR of temporal aluminium plasmas proposed in the 10th Non-LTE Code Comparison Workshop, from left to right graphs: n-shell populations temporal evolution $P_n(t)$ at $E_{\text{rad}}=1580$ eV versus 1650 eV and relativistic nlj-shell populations temporal evolution $P_k(t)$ at $E_{\text{rad}}=1580$ eV versus 1650 eV for representative temporal intervals.

We can observe also in [Figure 4.b](#), that n-shell populations temporal evolution $P_n(t)$ at $E_{\text{rad}}=1580$ eV versus 1650 eV or $P_{\text{nlj}}(t)$ relativistic ones, follows perfectly the changes in the electronic temperature temporal profiles. See in [Table 3](#) with more detail the populations for several instants $P_n(t)$.

Table 3

Main populations of thin plasmas of aluminium proposed in Workshop NLTE-10.

Time (s)	1580 eV $P_{n=1}$	1650 eV $P_{n=1}$	1580 eV $P_{n=2}$	1650 eV $P_{n=2}$	1580 eV $P_{n=3}$	1650 eV $P_{n=3}$	1580 eV $P_{n=4}$	1650 eV $P_{n=4}$
1.00E-15	1.825417E+00	1.825417E+00	5.161458E+00	5.161535E+00	2.976335E+00	3.177968E+00	6.208020E-01	6.788953E-01

1.14E-14	1.825417E+00	1.825417E+00	5.129193E+00	5.138753E+00	1.951406E+00	2.039286E+00	3.971122E-01	4.138258E-01
2.17E-14	1.825417E+00	1.825417E+00	5.000813E+00	4.939649E+00	1.509308E+00	1.415091E+00	3.139492E-01	2.964275E-01
4.58E-14	1.825417E+00	1.825417E+00	4.585584E+00	3.933569E+00	1.121546E+00	8.722511E-01	2.390337E-01	1.893481E-01
6.65E-14	1.825417E+00	1.825417E+00	4.153567E+00	3.309992E+00	9.402924E-01	7.194082E-01	2.027428E-01	1.580863E-01
9.41E-14	1.825417E+00	1.825416E+00	3.602444E+00	2.845981E+00	7.863721E-01	6.263200E-01	1.716627E-01	1.384224E-01
1.67E-13	1.825417E+00	1.825415E+00	2.972565E+00	2.554627E+00	6.522302E-01	5.725342E-01	1.434465E-01	1.270210E-01

296

297 More data computed with ATMED CR are collected in [APPENDIX B](#) and [APPENDIX C](#). Sum of
298 rates can be computed per relativistic orbital and per temporal interval, see as examples Tables C.1
299 and C.2 of [APPENDIX C](#).

300 1.3 Relevant Highlighted Results

301 For the first time we have simulated plasmas created in X-rays Free Electron Laser experiments with
302 ATMED CR, considering the electronic temperature profiles provided by the Linac Coherent Light
303 Source (LCLS) facility. Summarizing, in the calculations that have been performed we can observe
304 these specific remarks [\[16\]](#):

305

306 1. High sensitivity to time step variations and to slight differences in radiation energies and
307 temporal electronic temperature profiles, because of the relativistic nlj-splitting of matter
308 atomic structure.

309

310 2. Good resolution for the order of magnitude of characteristic times of atomic processes versus
311 characteristic time of XFEL's experiments (E-13 ÷ E-15 s), see [Tables 4-5](#) and [Figure 5](#).
312 Autoionization and dielectronic capture rates (E-16 ÷ E-18 s → E+16 ÷ E+18 s⁻¹) are the
313 dominant processes in XFEL's experiments, causing an extremely rapid ionization and
314 leaving very few electrons in the inner orbitals (full or half occupied shells in Ne 1s & in Al
315 1s, 2s, 2p) and the bulk of electrons in the continuum as free electrons.

316

317 3. Perfect evolution of populations $P_n(t)$ & $P_{nlj}(t)$ according to temporal profiles of electronic
318 temperatures.

319

320 4. The evolution of mean charge follows perfectly the evolution of electronic temperature
321 because of the high sensitivity to slight variations due to the nlj-splitting. Besides, the gaps
322 between n-shell, nl-shells or nlj-orbitals populations reproduce also the gaps between mean
323 charges for specific instants.

324

325 5. ATMED CR considers all possible combination between three orbitals for computing
326 Autoionization and Dielectronic Capture rates, so the results of the collisional radiative

balance for parameters are nearer the results of detailed models with a very complete selection of configurations and ionic charge states [2,17].

6. Absence of spontaneous emission in temporal plasmas during the whole experiment duration. This process needs more time to occur because of lifetime of excited energy levels and the stripping of electrons from energy orbitals is extremely rapid. By contrast, in steady state for Al or Ne plasmas of similar electronic density N_e and temperature T_e proposed also in the NLTE-10 Workshop, spontaneous emission takes place and has a characteristic time of E-11 \div E-10 s greater than the characteristic time of the experiment in the XFEL facility (E-14 \div E-13 s), see Tables 4-5 and Figure 5.

Table 4. Main rates out of all energy levels of XFEL experiments of optically thin temporal plasmas at specific instants of neon and aluminium versus steady state plasmas, all of them proposed in the Workshop NLTE-10.

Rate Out (s^{-1})	Al SS $T_e=100$	Al TD $T_e=101$	Ne SS $T_e=100$	Ne TD $T_e=111$	Al SS $T_e=30$	Al TD $T_e=33.1$	Ne SS $T_e=500$	Ne TD $T_e=501$
SE	2.543149E+13	0.000000E+00	4.704842E+13	0.000000E+00	2.551392E+11	0.000000E+00	5.505854E+13	0.000000E+00
AU/DC	6.676898E+15	3.851849E+18	1.605952E+14	4.080218E+17	1.141030E+15	5.765378E+18	2.255761E+14	3.369798E+17
CE/CD	2.163898E+18	3.838387E+18	1.560524E+16	1.477701E+16	4.694591E+18	4.859419E+18	8.039752E+15	5.782858E+15
ION	4.433673E+16	1.352411E+17	2.346928E+12	3.543716E+12	4.653391E+17	4.655064E+17	2.653032E+12	1.800585E+12

SE: Spontaneous Emission; AU/DC: Autoionization/Dielectronic Capture; CE/CD: Collisional Excitation/Coll. Deexcitation; ION: Collisional Ionization; SS: Steady State; TD: Time Dependent.

Table 5. Main rates into all energy levels of XFEL experiments of optically thin temporal plasmas at specific instants of neon and aluminium versus steady state plasmas, all of them proposed in the Workshop NLTE-10.

Rate Into (s^{-1})	Al SS $T_e=100$	Al TD $T_e=101$	Ne SS $T_e=100$	Ne TD $T_e=111$	Al SS $T_e=30$	Al TD $T_e=33.1$	Ne SS $T_e=500$	Ne TD $T_e=501$
SE	2.696105E+14	0.000000E+00	1.202017E+12	0.000000E+00	4.448740E+14	0.000000E+00	5.996547E+11	0.000000E+00
AU/DC	1.040418E+15	1.092236E+19	8.096168E+10	2.314512E+17	5.231094E+15	9.558129E+20	4.043700E+10	1.468857E+14
CE/CD	1.618310E+17	5.610937E+17	3.208966E+11	3.201647E+12	1.926651E+18	1.989786E+18	2.368778E+11	4.339970E+11
3BREC	2.049531E+15	1.291377E+16	5.341687E+06	3.663293E+06	1.264383E+17	1.254563E+17	4.212798E+05	2.530787E+05

3BREC: 3-Body Recombination.

The aforementioned remarks are a direct consequence of AMTED CR code being capable of computing fine grids of collisional radiative calculation for a great quantity of points inside a range not too much wide, see section 6.8 of thesis book [2]. The software is robust and sensitive to very small jumps of 2 eV in electronic temperature and of 0.25 cm^{-3} in electronic density or even smaller, without producing the typical problems that sometimes appear in the operation of a FORTRAN code (NaN, +Infinity, etc.).

This degree of resolution in the thermodynamic variables is due to the relativistic splitting of the atomic structure and can be appreciated in the evolution of plasma parameters calculated for example in the experiments of XFEL, see APPENDIXES A, B, C where it is checked that with slight jumps in time of electronic temperature $T_e(t)$ results are very exact computing without FORTRAN errors. See also Tables 4-5, APPENDIX C and Figure 5 for comparison of properties of temporal plasmas versus steady state calculations. In Figure 5.a it can be also checked that evolution of collisional radiative rates is as it must be in a balance calculation. For example, as density increases the collisional and three-body processes gain in importance with respect to spontaneous emission in steady state plasmas, because the number of particles inside the plasma is higher.

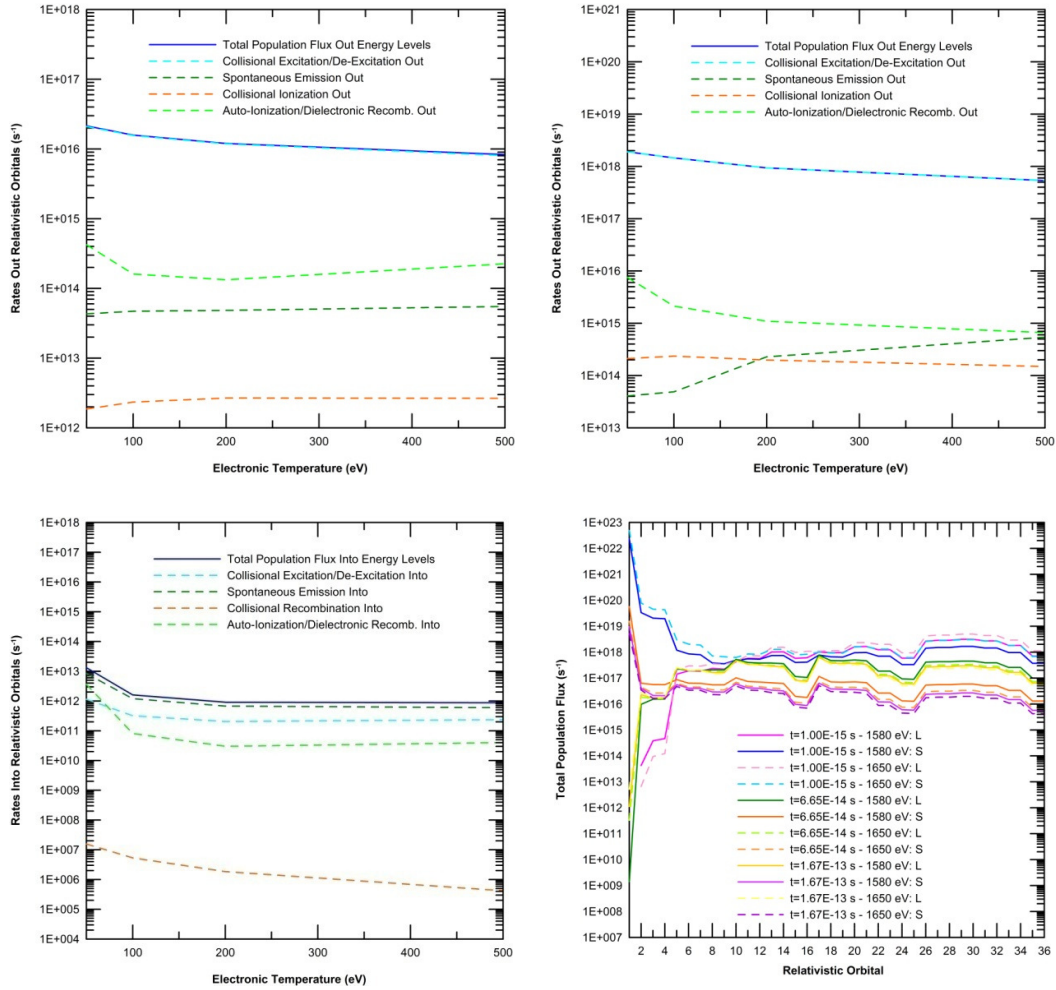


Figure 5.a. Calculations with ATMED CR of Workshop NLTE-10, from left to right, upper to lower graphs: total depopulation rates for steady-state neon vs. electronic temperature at $N_e=1E+19 \text{ cm}^{-3}$; at $N_e=1E+21 \text{ cm}^{-3}$; total population rates for steady-state Ne at $N_e=1E+19 \text{ cm}^{-3}$ and total population (S) or depopulation (L) fluxes for aluminium per relativistic orbital for temporal intervals at $E_{\text{rad}}=1580 / 1650 \text{ eV}$.

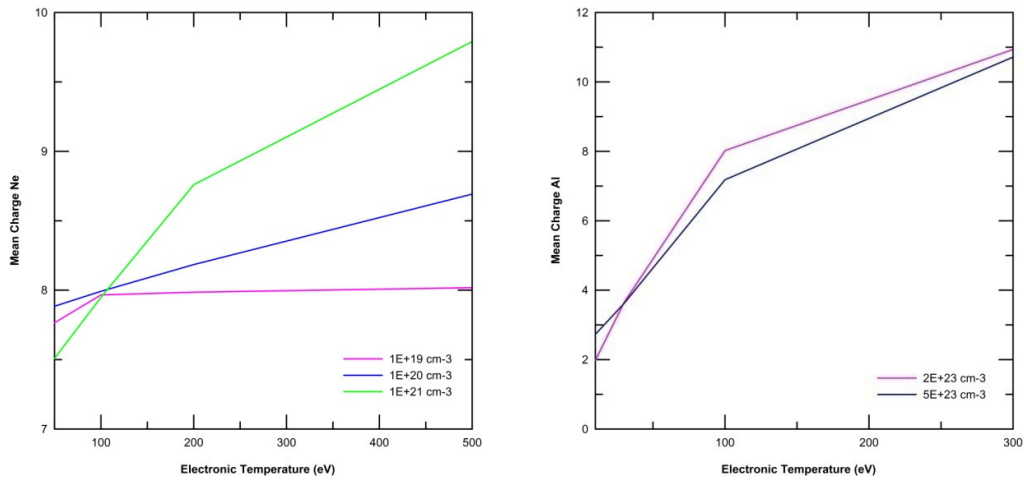


Figure 5.b. Calculations of mean charge versus electronic temperature at several electronic densities with the code ATMED CR of steady state neon and aluminium plasmas proposed in the 10th Non-LTE Code Comparison Workshop.

2. RESULTS ACCURACY OF ATMED CR CODE

In this section it is explained how in the development of this CR average atom code, a systematic, monitored, empiric and critical scientific investigation has been carried out. The typical activities specified by the Scientific Method have been performed as in Figure 6, checking in an arranged, rigorous and well documented way the rightness of the investigation idea and definitely, the approval of the initial hypothesis being that the relativistic screened hydrogenic atomic model released in 2011 [6] and used inside the balance with atomic processes rates of ATMED CR code, would provide correct results related to plasma properties.

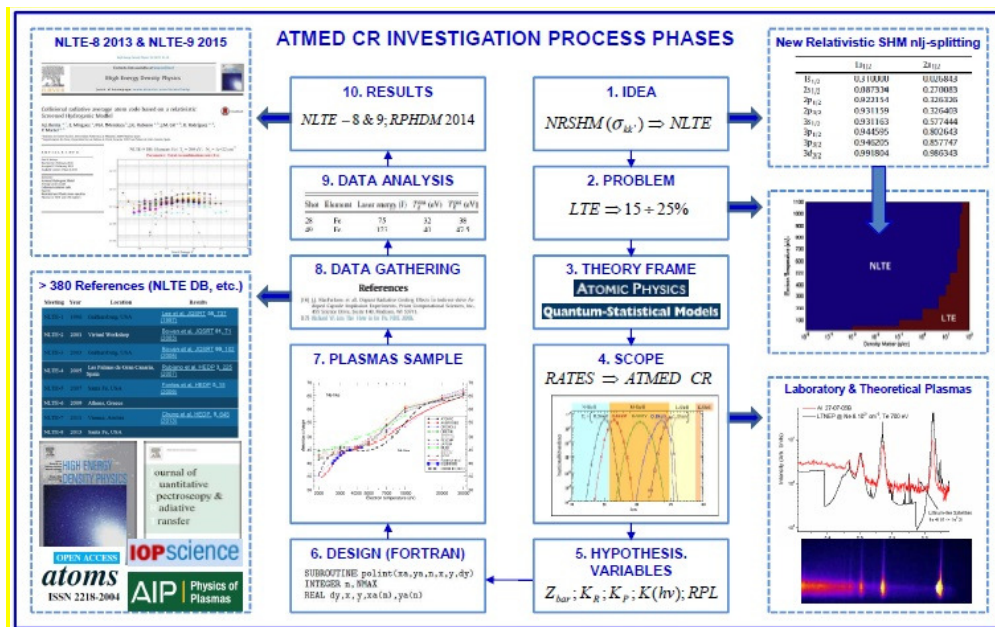


Figure 6. Illustrative scheme of scientific investigation process for ATMED CR development.

The Figure 6 displays ten phases of the scientific investigation project for ATMED CR code development, culminating with the diffusion of calculated results.

1. The main idea or topic of investigation has consisted in widening the range of validity of ATMED code for computing plasmas in more conditions added to the Local Thermodynamic Equilibrium (LTE) regime.
2. The code ATMED LTE released in 2011 only allowed calculating plasmas in LTE regime so its range of validity was very narrow. In real and computational experiments it is necessary to consider common conditions of other regimes as coronal equilibrium and Non-Local Thermodynamic Equilibrium (NLTE), denominated also Collisional Radiative (CR) equilibrium.
3. The theory frame corresponds to the matter structure treatment according to Quantum Mechanics discipline, plasmas and high energy density physics and specifically atomic physics, as well as the thermodynamic and hydrodynamic analysis of laser irradiated and compressed matter. A number of 398 references have been included in the thesis book, the bulk of them have been read completely.
4. The investigation scope is delimited by the development of a model which must provide results reproducing experimental and computational values of other collisional radiative codes, similar or more sophisticated, within previously established margins or allowed ranges.
5. The hypothesis has been to consider that the relativistic screened hydrogenic atomic model released in 2011 [6] and used inside a collisional radiative balance of an average atom, provides correct results related to plasma properties. As a consequence, the studied variables have been the atomic, radiative and thermodynamic properties of plasmas of pure elements and mixtures.
6. The investigation design has consisted of developing the software application in FORTRAN 95 programming language, being based also on iterative mathematical procedures for the CR balance resolution which speed up calculations and of standard complexity, as in Figure 7. The data treatment and analysis have consisted of contrasting carefully results with the ones well documented in scientific bibliography and of analyzing discrepancies, detecting errors and correcting formulas, or looking for alternative formulas, until the process of testing a big enough number of plasmas of low, intermediate and high atomic number Z , has provided computed correct values in both qualitative and quantitative ways, also keeping coherence in the order of magnitude. The first version of ATMED CR code was elaborated in 2012, but the final version of 2017 has been released after comparing calculations of plasma parameters within more than 380 references.

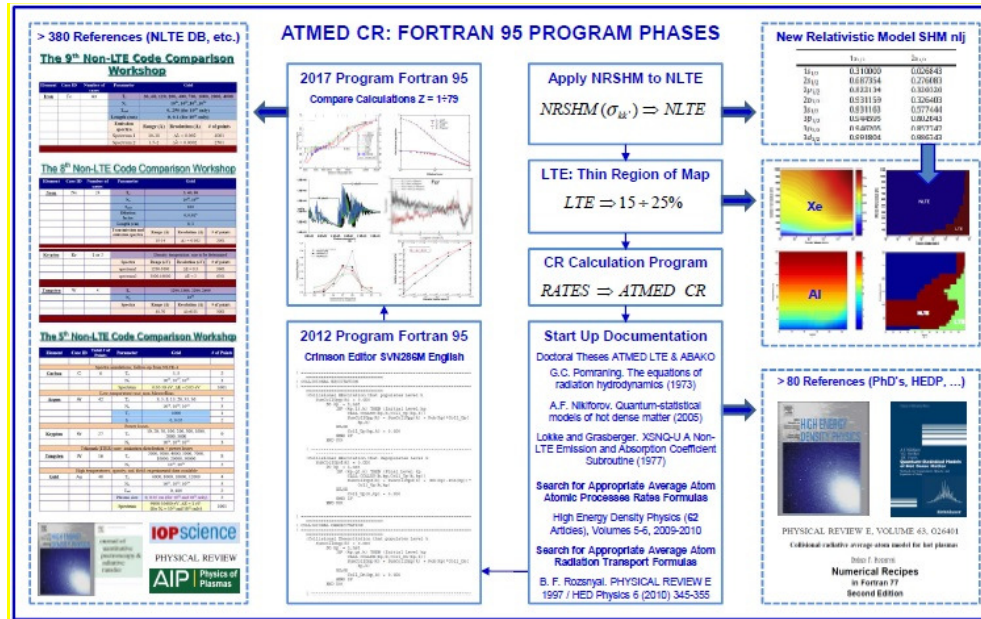


Figure 7. Illustrative scheme of process for ATMED CR software program development.

7. Performing a gross calculation and adjusting formulas for very high temperatures, ATMED CR can model millions of plasmas of pure elements and of multiple combinations of fractions of elements in mixtures, for each value of electronic temperature T_e (eV) subdividing the logarithmic decades of input parameters within very narrow ranges, as in Figure 8.

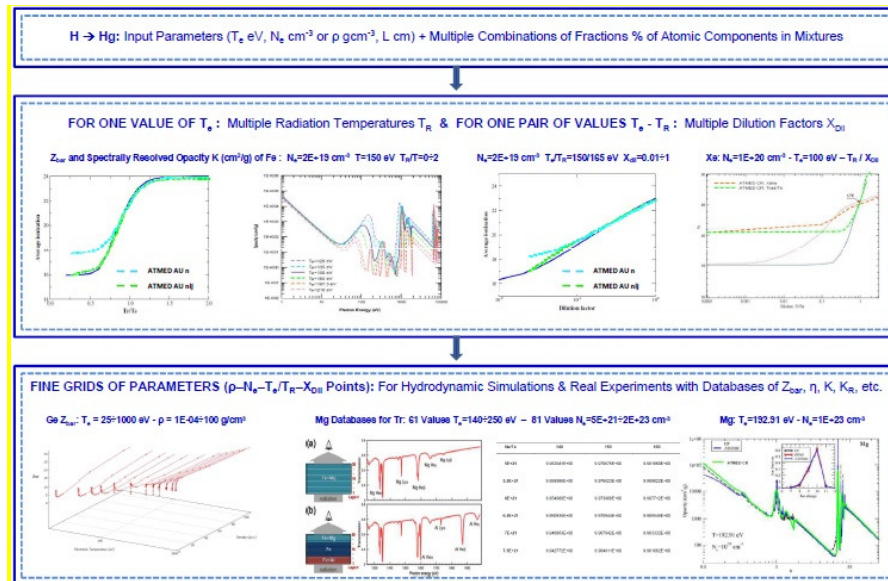


Figure 8. Illustrative scheme of computation capability of ATMED CR: millions of plasmas.

For example, in real experiments for measuring transmissions of Fe+Mg or Al+Fe+Mg samples with averaged values of $T_e = 195$ eV and $N_e = 8.0E+22$ cm⁻³, it is used for the correct inference of electronic temperature and density a database which contains 61 points of T_e within the range 140÷250 eV, and 81 points of N_e within the range 5.0E+21÷2.0E+23 cm⁻³. ATMED CR thesis includes sufficiently representative theoretical plasma cases and of laboratories, optically thin or thick, photoionized or not, in all regimes and always with bibliographic data of reference which support the good results of ATMED CR.

8. The data gathering process has consisted of selecting plasma cases extracted from within several books of Quantum Mechanics and Atomic Physics, doctoral theses and scientific articles, as well as from within databases generated for the specific meetings of this science area (NLTE Code Comparison and Radiative Properties of Hot Dense Matter Workshops). All the references have been useful direct or indirectly for performing the selection of plasma simulations, as well as for visualizing some applications of ATMED CR code, and finally also as a theoretical and experimental support of the written content of the doctoral thesis.

9. It has been carried out a parametric analysis of data considering the most important properties which characterize plasmas, extracting the main conclusions and highlighting specific aspects of the calculation program ATMED CR.

10. Apart from including some of the most representative results inside the written thesis book [2], part of them have been also disseminated in journals of high prestige and international conferences or workshop meeting type, detailed by chronological order as follows:

- The 8th NLTE Code Comparison Workshop (<http://nlte.nist.gov/NLTE8/>) November 4-8, 2013, Santa Fe, NM, USA.
- 16th International Workshop on Radiative Properties of Hot Dense Matter (RPHDM 2014), 29 Sep - 03 Oct, 2014, Vienna, Austria, EUROPE.
- Collisional radiative average atom code based on a relativistic Screened Hydrogenic Model. A.J. Benita et al. High Energy Density Physics 14 (2015) 18-29.
- The 9th NLTE Code Comparison Workshop (<http://nlte.nist.gov/NLTE9/>) November 30 - December 4, 2015, Paris, EUROPE.
- The 10th NLTE Code Comparison Workshop (<http://nlte.nist.gov/NLTE10/>) November 28 - December 1 2017, San Diego, CA, USA.

3. SUMMARY AND CONCLUSIONS

In this paper, we model with ATMED CR neon and aluminium temporal plasmas, proposed in the 10th Non-LTE Code Comparison Workshop [11,16] of interest for the study of laser-matter interaction in X-rays free electron laser facilities. XFEL is a marvelous laser enabling atomic level analysis which requires a kilometer order accelerator being used for diagnosis and life-extension of structures or advanced medical solutions within other science applications. It generates ultrashort and extremely bright X-ray flashes for studies in disciplines like physics, chemistry, life sciences, and materials research.

The results for plasma properties can be considered as very precise, according to the electronic temperature profiles registered in experiments of laser created plasmas with duration times of picoseconds and femtoseconds. The Crank-Nicholson implicit numerical iterative method implemented inside the temporal module of ATMED CR without matricial resolution, is very rapid and useful for calculating statistical averaged plasma properties for this type of experiments, avoiding some of the typical difficulties encountered when interpreting the simulation of plasmas created with free electron lasers [13] as for example, very different temporal scales in Non Local Thermodynamic Equilibrium regime, enormous matrices of detailed collisional radiative codes, etc.

Considering the duration times of experiments in comparison with characteristic times of the atomic processes rates, the calculations are very accurate because the collisional radiative balance of ATMED CR is a statistical average of the results of detailed models, even for durations of laser irradiation of picoseconds and femtoseconds.

493 **APPENDIX A. Properties of Neon Plasmas of XFEL Experiments**

494 **Table A.1:** Evolution of plasma parameters depending on the characteristics of the experiment with ATMED CR and considering plasma

495 effects with ionization pressure (IP) mode similar to Ecker-Kröll model or continuum lowering (CL) mode with formulas of Stewart-Pyatt.

Time (s)	E _{rad} =800 eV T _e (eV)	E _{rad} =800 eV Z _{bar} IP	E _{rad} =1050 eV T _e (eV)	E _{rad} =1050 eV Z _{bar} IP	E _{rad} =1050 eV Z _{bar} CL	E _{rad} =2000 eV T _e (eV)	E _{rad} =2000 eV Z _{bar} IP	E _{rad} =2000 eV Z _{bar} CL	Time Step (s)
3.70E-14	54.1	4.994	102.0	6.634	6.822	10.6	4.090	4.133	9.0E-15
4.60E-14	67.8	5.249	123.0	6.772	6.981	14.1	4.157	4.257	9.0E-15
5.49E-14	82.1	5.505	143.0	6.928	7.152	18.2	4.303	4.491	8.9E-15
6.39E-14	96.7	5.755	163.0	7.107	7.337	23.1	4.503	4.765	9.0E-15
7.29E-14	112.0	5.996	181.0	7.296	7.531	29.7	4.727	5.059	9.0E-15
8.19E-14	126.0	6.229	196.0	7.486	7.708	38.7	4.960	5.368	9.0E-15
9.09E-14	141.0	6.461	208.0	7.657	7.851	49.9	5.194	5.692	9.0E-15
9.99E-14	156.0	6.695	218.0	7.803	7.960	63.0	5.439	5.999	9.0E-15
1.09E-13	172.0	6.935	226.0	7.913	8.044	77.7	5.682	6.266	9.1E-15
1.18E-13	188.0	7.174	232.0	7.996	8.111	93.8	5.912	6.497	9.0E-15
1.27E-13	203.0	7.402	237.0	8.061	8.168	111.0	6.130	6.690	9.0E-15
1.36E-13	219.0	7.611	241.0	8.114	8.219	130.0	6.352	6.884	9.0E-15
1.45E-13	234.0	7.785	244.0	8.159	8.265	151.0	6.588	7.092	9.0E-15
1.54E-13	248.0	7.919	246.0	8.200	8.308	175.0	6.858	7.322	9.0E-15
1.63E-13	262.0	8.021	249.0	8.238	8.347	201.0	7.149	7.564	9.0E-15
1.72E-13	275.0	8.101	250.0	8.272	8.384	228.0	7.436	7.779	9.0E-15
1.81E-13	287.0	8.168	252.0	8.305	8.419	255.0	7.687	7.947	9.0E-15
1.90E-13	298.0	8.229	253.0	8.335	8.452	280.0	7.879	8.076	9.0E-15
1.99E-13	308.0	8.284	255.0	8.365	8.483	306.0	8.020	8.182	9.0E-15
2.08E-13	318.0	8.336	256.0	8.392	8.513	330.0	8.127	8.275	9.0E-15
2.17E-13	327.0	8.385	257.0	8.419	8.542	354.0	8.215	8.359	9.0E-15
2.26E-13	335.0	8.431	258.0	8.444	8.569	377.0	8.292	8.437	9.0E-15
2.35E-13	343.0	8.476	259.0	8.469	8.595	397.0	8.362	8.509	9.0E-15

Time	E _{rad} =800 eV	E _{rad} =800 eV	E _{rad} =1050 eV	E _{rad} =1050 eV	E _{rad} =1050 eV	E _{rad} =2000 eV	E _{rad} =2000 eV	E _{rad} =2000 eV	Time Step
(s)	T _e (eV)	Z _{bar} IP	T _e (eV)	Z _{bar} IP	Z _{bar} CL	T _e (eV)	Z _{bar} IP	Z _{bar} CL	(s)
2.44E-13	350.0	8.518	260.0	8.492	8.620	416.0	8.426	8.576	9.0E-15
2.53E-13	356.0	8.558	261.0	8.515	8.644	433.0	8.486	8.638	9.0E-15
2.62E-13	362.0	8.596	262.0	8.537	8.667	447.0	8.541	8.696	9.0E-15
2.71E-13	367.0	8.632	263.0	8.558	8.690	461.0	8.592	8.749	9.0E-15
2.80E-13	372.0	8.667	264.0	8.578	8.712	472.0	8.640	8.799	9.0E-15
2.89E-13	376.0	8.700	265.0	8.598	8.733	483.0	8.686	8.846	9.0E-15
2.98E-13	380.0	8.732	266.0	8.618	8.753	492.0	8.728	8.890	9.0E-15
3.07E-13	383.0	8.763	267.0	8.637	8.773	501.0	8.768	8.931	9.0E-15
3.16E-13	386.0	8.792	268.0	8.655	8.793	509.0	8.806	8.970	9.0E-15
3.25E-13	388.0	8.820	269.0	8.673	8.812	516.0	8.842	9.006	9.0E-15
3.34E-13	391.0	8.847	270.0	8.691	8.830	523.0	8.876	9.041	9.0E-15
3.43E-13	393.0	8.873	271.0	8.708	8.848	530.0	8.908	9.073	9.0E-15
3.52E-13	394.0	8.897	272.0	8.724	8.865	537.0	8.939	9.104	9.0E-15
3.61E-13	396.0	8.921	273.0	8.741	8.882	543.0	8.968	9.134	9.0E-15
3.70E-13	397.0	8.944	274.0	8.757	8.899	550.0	8.996	9.162	9.0E-15
3.79E-13	398.0	8.966	274.0	8.772	8.915	556.0	9.023	9.189	9.0E-15
3.88E-13	399.0	8.988	275.0	8.788	8.931	562.0	9.049	9.214	9.0E-15
3.97E-13	400.0	9.008	276.0	8.803	8.947	568.0	9.073	9.238	9.0E-15
4.06E-13	401.0	9.028	277.0	8.817	8.962	573.0	9.097	9.262	9.0E-15
4.15E-13	401.0	9.047	277.0	8.832	8.977	579.0	9.120	9.284	9.0E-15
4.24E-13	402.0	9.066	278.0	8.846	8.991	584.0	9.142	9.305	9.0E-15
4.33E-13	402.0	9.084	278.0	8.860	9.005	588.0	9.163	9.326	9.0E-15
4.42E-13	402.0	9.099	279.0	8.872	9.017	592.0	9.181	9.343	9.0E-15
4.50E-13	403.0	9.116	279.0	8.885	9.031	596.0	9.201	9.362	8.0E-15

Time (s)	E _{rad} =800 eV T _e (eV)	E _{rad} =800 eV Z _{bar} IP	E _{rad} =1050 eV T _e (eV)	E _{rad} =1050 eV Z _{bar} IP	E _{rad} =1050 eV Z _{bar} CL	E _{rad} =2000 eV T _e (eV)	E _{rad} =2000 eV Z _{bar} IP	E _{rad} =2000 eV Z _{bar} CL	Time Step (s)
4.59E-13	403.0	9.132	279.0	8.898	9.044	600.0	9.220	9.380	9.0E-15
4.68E-13	403.0	9.148	280.0	8.910	9.057	603.0	9.238	9.398	9.0E-15
4.77E-13	403.0	9.163	280.0	8.923	9.070	605.0	9.256	9.415	9.0E-15
4.86E-13	404.0	9.178	280.0	8.935	9.082	608.0	9.273	9.431	9.0E-15
4.95E-13	404.0	9.193	281.0	8.947	9.094	610.0	9.289	9.446	9.0E-15
5.04E-13	404.0	9.207	281.0	8.958	9.106	611.0	9.305	9.461	9.0E-15
5.13E-13	404.0	9.220	281.0	8.970	9.117	613.0	9.321	9.476	9.0E-15
5.22E-13	404.0	9.234	281.0	8.981	9.129	614.0	9.336	9.490	9.0E-15
5.31E-13	404.0	9.247	282.0	8.992	9.140	616.0	9.350	9.503	9.0E-15
5.40E-13	404.0	9.259	282.0	9.003	9.151	617.0	9.364	9.516	9.0E-15
5.49E-13	404.0	9.272	282.0	9.014	9.161	617.0	9.378	9.529	9.0E-15
5.58E-13	404.0	9.284	282.0	9.024	9.172	618.0	9.391	9.541	9.0E-15
5.67E-13	404.0	9.295	282.0	9.034	9.182	619.0	9.404	9.552	9.0E-15
5.76E-13	404.0	9.307	282.0	9.044	9.192	619.0	9.416	9.564	9.0E-15
5.85E-13	404.0	9.318	282.0	9.054	9.201	619.0	9.428	9.575	9.0E-15
5.94E-13	404.0	9.328	282.0	9.063	9.211	620.0	9.440	9.585	9.0E-15
6.03E-13	404.0	9.339	282.0	9.073	9.220	620.0	9.451	9.595	9.0E-15
6.12E-13	404.0	9.349	282.0	9.082	9.229	620.0	9.462	9.605	9.0E-15
6.21E-13	404.0	9.359	282.0	9.091	9.238	620.0	9.473	9.615	9.0E-15
6.30E-13	404.0	9.369	282.0	9.100	9.247	621.0	9.484	9.624	9.0E-15
6.39E-13	404.0	9.379	282.0	9.109	9.256	621.0	9.494	9.633	9.0E-15
6.48E-13	404.0	9.388	282.0	9.118	9.264	621.0	9.504	9.642	9.0E-15
6.57E-13	404.0	9.397	282.0	9.126	9.273	621.0	9.514	9.651	9.0E-15
6.66E-13	404.0	9.406	282.0	9.134	9.281	621.0	9.523	9.659	9.0E-15

Time (s)	E _{rad} =800 eV T _e (eV)	E _{rad} =800 eV Z _{bar} IP	E _{rad} =1050 eV T _e (eV)	E _{rad} =1050 eV Z _{bar} IP	E _{rad} =1050 eV Z _{bar} CL	E _{rad} =2000 eV T _e (eV)	E _{rad} =2000 eV Z _{bar} IP	E _{rad} =2000 eV Z _{bar} CL	Time Step (s)
6.75E-13	404.0	9.415	282.0	9.143	9.289	621.0	9.532	9.667	9.0E-15
6.84E-13	404.0	9.424	282.0	9.151	9.297	621.0	9.541	9.675	9.0E-15
6.93E-13	404.0	9.432	282.0	9.159	9.304	621.0	9.550	9.682	9.0E-15
7.02E-13	404.0	9.441	282.0	9.166	9.312	621.0	9.558	9.690	9.0E-15
7.11E-13	404.0	9.449	282.0	9.174	9.319	621.0	9.567	9.697	9.0E-15
7.20E-13	404.0	9.457	282.0	9.182	9.327	621.0	9.575	9.704	9.0E-15
7.29E-13	404.0	9.464	282.0	9.189	9.334	621.0	9.583	9.710	9.0E-15
7.38E-13	404.0	9.472	282.0	9.196	9.341	621.0	9.590	9.717	9.0E-15
7.47E-13	404.0	9.479	282.0	9.203	9.348	621.0	9.598	9.723	9.0E-15
7.56E-13	404.0	9.487	282.0	9.211	9.355	621.0	9.605	9.730	9.0E-15
7.65E-13	404.0	9.494	282.0	9.218	9.362	621.0	9.613	9.736	9.0E-15
7.74E-13	404.0	9.501	282.0	9.224	9.368	621.0	9.620	9.741	9.0E-15
7.83E-13	404.0	9.508	282.0	9.231	9.375	621.0	9.627	9.747	9.0E-15
7.92E-13	404.0	9.515	282.0	9.238	9.381	621.0	9.633	9.753	9.0E-15
8.01E-13	404.0	9.521	282.0	9.245	9.388	621.0	9.640	9.758	9.0E-15
8.10E-13	404.0	9.528	282.0	9.251	9.394	621.0	9.646	9.764	9.0E-15
8.19E-13	404.0	9.534	282.0	9.257	9.400	621.0	9.652	9.769	9.0E-15
8.28E-13	404.0	9.541	282.0	9.264	9.406	621.0	9.659	9.774	9.0E-15
8.37E-13	404.0	9.547	282.0	9.270	9.412	621.0	9.665	9.779	9.0E-15
8.55E-13	404.0	9.559	282.0	9.282	9.424	621.0	9.676	9.788	9.0E-15
8.73E-13	404.0	9.570	282.0	9.294	9.435	621.0	9.687	9.797	9.0E-15
8.82E-13	404.0	9.576	282.0	9.300	9.440	621.0	9.693	9.801	9.0E-15
8.91E-13	404.0	9.582	282.0	9.306	9.446	621.0	9.698	9.806	9.0E-15

496

497

498

499 **APPENDIX B. Properties of Aluminium Plasmas of XFEL Experiments**

500 **Table B.1:** Evolution of plasma parameters depending on the characteristics of the experiment with ATMED CR at $N_{\text{ion}} = 6.0\text{E}+22 \text{ cm}^{-3}$.

Time (s)	$E_{\text{rad}}=1580 \text{ eV}$ $T_e \text{ (eV)}$	$E_{\text{rad}}=1580 \text{ eV}$ Z_{bar}	$E_{\text{rad}}=1580 \text{ eV}$ $N_e \text{ (cm}^{-3}\text{)}$	$E_{\text{rad}}=1650 \text{ eV}$ $T_e \text{ (eV)}$	$E_{\text{rad}}=1650 \text{ eV}$ Z_{bar}	$E_{\text{rad}}=1650 \text{ eV}$ $N_e \text{ (cm}^{-3}\text{)}$	Time Step (s)
1.00E-15	14.7	2.277	1.366452E+23	12.3	2.003	1.202125E+23	1.00E-15
7.90E-15	25.6	3.292	1.975738E+23	23.6	3.127	1.876636E+23	3.45E-15
1.48E-14	33.7	3.877	2.326571E+23	33.1	3.834	2.300754E+23	3.40E-15
2.17E-14	40.1	4.281	2.569109E+23	43.3	4.458	2.675141E+23	3.50E-15
2.86E-14	45.0	4.572	2.743322E+23	52.6	4.980	2.988218E+23	3.50E-15
3.55E-14	49.5	4.827	2.896691E+23	62.0	5.478	3.287395E+23	3.50E-15
4.24E-14	53.7	5.061	3.036874E+23	71.2	5.939	3.563439E+23	3.50E-15
4.93E-14	57.9	5.288	3.173331E+23	79.0	6.308	3.784931E+23	3.50E-15
5.27E-14	60.0	5.401	3.240658E+23	82.3	6.462	3.877507E+23	3.40E-15
5.96E-14	64.2	5.620	3.372313E+23	88.3	6.729	4.037739E+23	3.40E-15
6.65E-14	68.4	5.833	3.500344E+23	93.3	6.952	4.171732E+23	3.40E-15
7.34E-14	72.5	6.034	3.620855E+23	97.6	7.139	4.283762E+23	3.40E-15
8.03E-14	76.6	6.228	3.737346E+23	101.0	7.288	4.373352E+23	3.40E-15
8.72E-14	80.5	6.409	3.845934E+23	105.0	7.436	4.461887E+23	3.40E-15
9.41E-14	84.2	6.576	3.946160E+23	107.0	7.533	4.520347E+23	3.40E-15
1.01E-13	87.6	6.725	4.035325E+23	110.0	7.628	4.576865E+23	3.40E-15
1.08E-13	90.7	6.865	4.119274E+23	111.0	7.687	4.612443E+23	4.00E-15
1.15E-13	93.4	6.985	4.191364E+23	113.0	7.755	4.653504E+23	4.00E-15
1.22E-13	95.7	7.087	4.252293E+23	114.0	7.798	4.679056E+23	4.00E-15
1.29E-13	97.6	7.170	4.302521E+23	115.0	7.835	4.701109E+23	4.00E-15
1.32E-13	98.4	7.209	4.325478E+23	115.0	7.848	4.708912E+23	3.00E-15
1.39E-13	99.8	7.265	4.359383E+23	115.0	7.855	4.713425E+23	3.00E-15
1.53E-13	102.0	7.353	4.412361E+23	116.0	7.891	4.734734E+23	4.00E-15

502 **APPENDIX C. Atomic Processes Rates of Aluminium Plasmas of XFEL Experiments**

503 **Table C.1:** Populating and depopulating rates of all orbitals for some temporal intervals representative of plasma evolution with ATMED CR
504 of aluminium plasma with the conditions $T_e(t)$ eV, $N_{\text{ion}}= 6.0\text{E}+22 \text{ cm}^{-3}$ and $E_{\text{rad}}= 1650 \text{ eV}$.

Time (s)	T_e (eV)	SE Out/Into Rate (s^{-1})	3-Body Rec. Rate (s^{-1})	Coll. Ioniz. Rate (s^{-1})	Autoloniz./DC Into Rate (s^{-1})	Autoloniz./DC Out Rate (s^{-1})	Col. De/Exc. Into Rate (s^{-1})	Col. De/Exc. Out Rate (s^{-1})
1.00E-15	12.3	0.000000E+00	1.033282E+18	1.607570E+18	5.108273E+22	5.716449E+19	3.613683E+18	3.602012E+18
7.90E-15	23.6	0.000000E+00	2.528387E+17	6.853298E+17	3.427418E+21	9.275549E+18	2.624102E+18	4.633524E+18
1.48E-14	33.1	0.000000E+00	1.254563E+17	4.655064E+17	9.558129E+20	5.765378E+18	1.989786E+18	4.859419E+18
2.17E-14	43.3	0.000000E+00	7.274133E+16	3.502816E+17	3.593232E+20	6.020609E+18	1.526383E+18	4.828971E+18
2.86E-14	52.6	0.000000E+00	4.899262E+16	2.836701E+17	1.720913E+20	6.184029E+18	1.234399E+18	4.689079E+18
3.55E-14	62.0	0.000000E+00	3.502851E+16	2.360290E+17	8.997844E+19	5.982304E+18	1.023930E+18	4.505496E+18
4.24E-14	71.2	0.000000E+00	2.640360E+16	2.018631E+17	5.125642E+19	5.538101E+18	8.718665E+17	4.322298E+18
4.93E-14	79.0	0.000000E+00	2.135610E+16	1.795217E+17	3.322006E+19	5.064169E+18	7.708337E+17	4.176763E+18
5.27E-14	82.3	0.000000E+00	1.963793E+16	1.712330E+17	2.780532E+19	4.870021E+18	7.328539E+17	4.119152E+18
5.96E-14	88.3	0.000000E+00	1.701566E+16	1.582408E+17	2.050892E+19	4.528196E+18	6.718454E+17	4.020850E+18
6.65E-14	93.3	0.000000E+00	1.519769E+16	1.484136E+17	1.593595E+19	4.254606E+18	6.251814E+17	3.944907E+18
7.34E-14	97.6	0.000000E+00	1.385836E+16	1.408892E+17	1.291762E+19	4.028711E+18	5.886710E+17	3.883977E+18
8.03E-14	101.0	0.000000E+00	1.291377E+16	1.352411E+17	1.092236E+19	3.851849E+18	5.610937E+17	3.838387E+18
8.72E-14	105.0	0.000000E+00	1.195557E+16	1.301685E+17	9.254544E+18	3.674792E+18	5.342649E+17	3.788709E+18
9.41E-14	107.0	0.000000E+00	1.148338E+16	1.267721E+17	8.290893E+18	3.563368E+18	5.180178E+17	3.764132E+18
1.01E-13	110.0	0.000000E+00	1.088764E+16	1.239122E+17	7.455531E+18	3.447342E+18	5.014567E+17	3.730383E+18
1.08E-13	111.0	0.000000E+00	1.066527E+16	1.219097E+17	6.969615E+18	3.380541E+18	4.923174E+17	3.718627E+18
1.15E-13	113.0	0.000000E+00	1.029713E+16	1.198844E+17	6.448436E+18	3.295996E+18	4.809715E+17	3.697144E+18
1.22E-13	114.0	0.000000E+00	1.011048E+16	1.185826E+17	6.142643E+18	3.246915E+18	4.742752E+17	3.686460E+18
1.29E-13	115.0	0.000000E+00	9.935098E+15	1.175109E+17	5.890366E+18	3.206288E+18	4.684080E+17	3.676089E+18
1.39E-13	115.0	0.000000E+00	9.912380E+15	1.167731E+17	5.752748E+18	3.187469E+18	4.657740E+17	3.675624E+18
1.53E-13	116.0	0.000000E+00	9.743187E+15	1.157685E+17	5.523173E+18	3.142779E+18	4.601493E+17	3.665471E+18

505 **Col. De/Exc. Into/Out:** Collisional Deexcitation/Excitation Into/Out Energy Levels; **SE:** Spontaneous Emission;
506 **Autoloniz./DC:** Autoionization/Dielectronic Capture.

507
508

Table C.2: Populating and depopulating rates of some relativistic orbitals at temporal interval 6.65E-14 s with ATMED CR of aluminium plasma with the conditions $T_e = 93.3$ eV, $Z_{bar} = 6.952$, $N_{ion} = 6.0E+22$ cm⁻³ and $E_{rad} = 1650$ eV, spontaneous emission out/in orbitals is zero.

P_k Symbol	P_k Number	Col. Exc. Into Rate (s⁻¹)	Col. Exc. Out Rate (s⁻¹)	Col. Deexc. Into Rate (s⁻¹)	Col. Deexc. Out Rate (s⁻¹)	3-Body Rec. Into Rate (s⁻¹)	Coll. Ioniz. Out Rate (s⁻¹)
1s _{1/2}	1	0.000000E+00	4.748571E+06	2.102801E+14	0.000000E+00	2.604879E+11	6.387618E+03
2s _{1/2}	2	0.000000E+00	1.644901E+16	3.970694E+16	0.000000E+00	7.897528E+12	3.555763E+12
2p _{1/2}	3	1.070514E+16	1.656094E+14	2.613926E+14	6.505157E+15	9.865269E+12	6.521507E+12
2p _{3/2}	4	1.050680E+16	1.713595E+14	2.645944E+14	6.526429E+15	9.999658E+12	6.757153E+12
3s _{1/2}	5	7.072165E+12	2.337418E+17	5.861474E+16	2.706704E+13	5.449301E+13	2.266766E+14
3p _{1/2}	6	2.535888E+16	6.560553E+16	1.517440E+16	1.096748E+17	6.189192E+13	2.792090E+14
3p _{3/2}	7	2.479356E+16	6.624065E+16	1.516210E+16	1.083556E+17	6.295611E+13	2.869904E+14
3d _{3/2}	8	1.550322E+16	2.307481E+15	4.598277E+14	7.755267E+16	7.985361E+13	4.169908E+14
3d _{5/2}	9	1.499261E+16	1.742415E+15	3.465887E+14	7.512882E+16	8.011837E+13	4.191140E+14
4s _{1/2}	10	3.176465E+14	4.326994E+17	6.201184E+16	2.211493E+15	1.701392E+14	1.235643E+15
4p _{1/2}	11	3.139126E+16	6.954712E+16	9.603310E+15	2.273531E+17	1.899359E+14	1.431790E+15
4p _{3/2}	12	3.136488E+16	5.399925E+16	7.447877E+15	2.274242E+17	1.906045E+14	1.438485E+15
4d _{3/2}	13	2.301549E+16	4.219030E+16	5.561195E+15	1.745353E+17	2.199371E+14	1.736186E+15
4d _{5/2}	14	2.152210E+16	3.219421E+16	4.219042E+15	1.641483E+17	2.241892E+14	1.779933E+15
4f _{5/2}	15	7.234643E+15	2.340244E+14	3.045206E+13	5.531172E+16	2.265954E+14	1.804750E+15
4f _{7/2}	16	6.014924E+15	2.434743E+14	3.149599E+13	4.624309E+16	2.310353E+14	1.850654E+15
5s _{1/2}	17	5.888512E+14	5.375489E+17	6.150011E+16	5.130470E+15	3.762757E+14	3.412416E+15
5p _{1/2}	18	3.051662E+16	3.928354E+15	4.434424E+14	2.703864E+17	4.008833E+14	3.685512E+15
5d _{3/2}	20	2.468370E+16	3.554040E+15	3.876228E+14	2.262126E+17	4.743750E+14	4.511148E+15
5d _{5/2}	21	2.100769E+16	3.555593E+15	3.877724E+14	1.925252E+17	4.744390E+14	4.511873E+15
5f _{7/2}	23	1.178916E+15	2.355399E+15	2.553461E+14	1.082775E+16	4.873998E+14	4.658832E+15
6s _{1/2}	26	5.705707E+13	1.213457E+16	1.207449E+15	5.727325E+14	8.402824E+14	8.760957E+15
6g _{9/2}	34	3.705989E+14	9.093385E+14	9.010312E+13	3.725418E+15	8.453403E+14	8.820771E+15

509

Col. Deexc/Exc.: Collisional Deexcitation/Excitation; **3-Body Rec./Coll. Ioniz.:** Collisional Recombination/Ionization.

Table C.3: Temporal interval 6.65E-14 s, aluminium plasma with the conditions $T_e = 93.3$ eV, $Z_{bar} = 6.952$, $N_{ion} = 6E+22$ cm⁻³ and $E_{rad} = 1650$ eV.

P_k Symbol	P_k Number	Autoloniz. Into Rate (s⁻¹)	Autoloniz. Out Rate (s⁻¹)	Autolon. → C Out Rate (s⁻¹)	DC Into Rate (s⁻¹)	C → DC Into Rate (s⁻¹)	DC Out Rate (s⁻¹)
1s _{1/2}	1	1.542522E+19	0.000000E+00	0.000000E+00	0.000000E+00	0.000000E+00	3.301740E+11
2s _{1/2}	2	4.651906E+15	0.000000E+00	4.107240E+10	0.000000E+00	9.627634E+10	1.916523E+15
2p _{1/2}	3	1.556830E+16	1.097466E+14	1.121737E+12	1.740828E+14	1.779808E+12	9.470699E+15
2p _{3/2}	4	1.517144E+16	1.313723E+14	1.121314E+12	2.038557E+14	1.740483E+12	9.434067E+15
3s _{1/2}	5	1.964154E+13	1.044554E+15	1.514689E+16	2.620414E+14	3.793505E+15	7.552369E+13
3p _{1/2}	6	3.734606E+13	5.149461E+15	1.777948E+16	1.192252E+15	4.105885E+15	1.556979E+14
3p _{3/2}	7	2.676490E+13	4.360686E+15	1.788770E+16	9.991418E+14	4.087975E+15	1.127938E+14
3d _{3/2}	8	2.133578E+13	7.905532E+16	1.737361E+16	1.579854E+16	3.466104E+15	1.031956E+14
3d _{5/2}	9	1.649730E+13	7.944394E+16	1.727143E+16	1.584753E+16	3.439638E+15	7.993981E+13
4s _{1/2}	10	2.108428E+10	3.455088E+14	4.574814E+16	4.866837E+13	6.561941E+15	1.422940E+11
4p _{1/2}	11	4.969287E+09	1.518333E+15	5.431664E+16	2.093450E+14	7.505459E+15	3.479650E+10
4p _{3/2}	12	5.445364E+09	1.291779E+15	5.378111E+16	1.779696E+14	7.422909E+15	3.817399E+10
4d _{3/2}	13	3.478628E+08	3.637528E+16	5.725870E+16	4.801304E+15	7.555330E+15	2.552425E+09
4d _{5/2}	14	3.325220E+08	3.631063E+16	5.839600E+16	4.766291E+15	7.661326E+15	2.453900E+09
4f _{5/2}	15	2.795027E+08	8.328380E+14	3.155636E+16	1.051629E+14	4.126966E+15	2.070269E+09
4f _{7/2}	16	2.569517E+08	8.405215E+14	3.227800E+16	1.055280E+14	4.197147E+15	1.914147E+09
5s _{1/2}	17	0.000000E+00	7.496109E+14	1.088992E+17	8.610759E+13	1.247069E+16	0.000000E+00
5p _{1/2}	18	0.000000E+00	6.411709E+14	1.249264E+17	7.176131E+13	1.411224E+16	0.000000E+00
5d _{3/2}	20	0.000000E+00	1.926558E+16	1.519764E+17	2.110115E+15	1.659711E+16	0.000000E+00
5d _{5/2}	21	0.000000E+00	1.933375E+16	1.520239E+17	2.117499E+15	1.660187E+16	0.000000E+00
5f _{7/2}	23	0.000000E+00	1.172345E+15	1.200766E+17	1.230897E+14	1.304633E+16	0.000000E+00
6s _{1/2}	26	0.000000E+00	1.493261E+15	2.783609E+17	1.493029E+14	2.772701E+16	0.000000E+00
6g _{9/2}	34	0.000000E+00	3.076640E+11	1.755710E+17	2.958087E+10	1.747426E+16	0.000000E+00

Autoloniz./DC: Autoionization/Dielectronic Capture.**Autolon. → C:** Autoionization and a bound electron going to the continuum; **C → DC:** Dielectronic Capture of a free electron of continuum.

References

- [1] A.J. Benita, E. Mínguez, M.A. Mendoza, J.G. Rubiano, J.M. Gil, R. Rodríguez, P. Martel. Collisional Radiative Average Atom Code Based on a Relativistic Screened Hydrogenic Model. High Energy Density Physics 14 (2015) 18-29.
- [2] A.J. Benita. Collisional Radiative Average Atom Code With Relativistic Atomic Model. Theoretical physics. ISBN: 978-620-2-01943-9. LAP Lambert Academic Publishing (2017).
- [3] A.J. Benita. Fast Calculation of Plasmas Properties with ATMED LTE. Project of Nuclear Science and Technology Master at UPM (2012).
- [4] M.A. Mendoza, J.G. Rubiano, J.M. Gil, R. Rodriguez, R. Florido, A.J. Benita, P. Martel, E. Mínguez. Fast Computation of Radiative Properties and EOS of Warm Dense Matter using the ATMED code. Eight International Conference on Inertial Fusion Sciences and Applications (IFSA 2013). September 8 -13 (2013) Nara, Japan.
- [5] M.A. Mendoza, J.G. Rubiano, J.M. Gil, R. Rodriguez, R. Florido, G. Espinosa, P. Martel, E. Mínguez. Calculation of radiative opacity of plasma mixtures using a relativistic screened hydrogenic model. Journal of Quantitative Spectroscopy & Radiative Transfer 140 (2014) 81–98.
- [6] M.A. Mendoza, J.G. Rubiano, J.M. Gil, R. Rodriguez, R. Florido, P. Martel, E. Mínguez. A new set of relativistic screening constants for the screened hydrogenic model. HEDP 7 (2011) 169–179.
- [7] F.H. Ruano, J.G. Rubiano, M.A. Mendoza, J.M. Gil, R. Rodriguez, R. Florido, P. Martel, E. Mínguez. Relativistic screened hydrogenic radial integrals. Journal of Quantitative Spectroscopy & Radiative Transfer (2012) 117123-132.
- [8] W.A. Lokke and W.H. Grasberger. XSNQ-U A Non-LTE Emission and Absorption Coefficient Subroutine. Prepared for U.S. Energy Research & Development Administration under contract No. W-7405-Eng-48, UCRL-52276 (1977).
- [9] G. Faussurier, C. Blancard, T. Kato, R. M. More. Prigogine theorem of minimum entropy production applied to the average atom model. High Energy Density Physics 5 (2009) 283.
- [10] Balazs F. Rozsnyai. Collisional radiative average atom model for hot plasmas. Physical Review E 55, (1996).
- [11] The 10th NLTE Code Comparison Workshop. November 28 - December 1 2017, San Diego, CA, USA. <http://nlte.nist.gov/NLTE10/>
- [12] G. Faussurier et al. Non local thermodynamic equilibrium self-consistent average atom model for plasma physics. PHYSICAL REVIEW E, VOLUME 63, 026401 (2001).
- [13] C. Riconda, S. Weber. Interaction Rayonnement-Plasmas: de la FCI au XFEL, outils et projets au sein du LULI/PAPD. Journée Plasmas, Université Pierre et Marie Curie (UPMC), Paris (2008).
- [14] L. Young et al. Femtosecond electronic response of atoms to ultra-intense X-rays. Nature volume 466, DOI: 10.1038/nature09177 (2010).
- [15] O. Ciricosta et al. Direct Measurements of the Ionization Potential Depression in a Dense Plasma. DOI: 10.1103/PhysRevLett.109.065002 (2012).
- [16] A.J. Benita. The 10th NLTE Code Comparison Workshop. https://www.researchgate.net/profile/Aj_Benita

552 [17] Z.Q. Wu, B. Duan, J. Yan. Effects of different doubly excited states on the ionization balance and M-
553 emissivity in high-Z plasmas. High Energy Density Physics 11 (2014) 70–74.
554