# ASSESSMENT OF THE PESTICIDES USAGE IN SELECTED LOCAL GOVERNMENT AREAS IN OYO STATE, NIGERIA

**Background:** Importance of agriculture cannot be over emphasized globally. It is fundamental to livelihood and Oyo State happens to be one of the major agricultural producing States in Nigeria with some processing companies. The use of pesticide poses serious threats to farmers, consumers and the environment. Controlling pest by using pesticides has created health issues for the farmers mainly due to improper handling of these toxic chemicals as well as the non-use of personal protective clothing. The indiscriminate disposal of pesticide containers also has serious environmental implications. Apart from the hazards of pesticide use on farmers and the environment, consumers also face huge health risk by consuming food crops with high pesticide residues.

**Materials and Method:** One hundred farmers were selected randomly from Local Government Areas (LGAs) in Oyo State and structured questionnaires were used for data collection.

**Results:** Almost all the respondents (94%) in the surveyed areas sprayed their crops with herbicides to weeds. The remaining 6% farmers use physical method (hand weeding), their decision is based on the small size of their farms. It was revealed from the result that most of the farmers (94%) had at least 2 acres of land for farming and farming happens to be their major occupation, which is their source of livelihood. Chemical pesticides were sprayed in combination (31 % farmers), and the efficacy of one may mask the inefficacy of others in the mixture. Most farmers (88%) focused on planting during the rainy season because of availability of water. This research also showed that 68% do not read nor follow the label instructions on the pesticides containers. Farmers (14%) used complete protective kits (overall-apron, hand gloves, face mask, safety goggles, nose mask and safety boots) while spraying. This unprotected spraying practice presents a great potential for exposure of farmers to chemicals from both skin contact and inhalation. Also, 54% talks when spraying, making them prone to inhalation and accidental ingestion of these toxic chemicals. There is also inadequate disposal of empty pesticides containers. Most of the crops that are often planted in these five LGAs belong to the "dirty dozen list'.

## INTRODUCTION

The use of chemicals in modern agriculture has significantly increased productivity but also has increased the risk of pesticides toxicity in food and in our environment, with associated negative effects on human and animal health. Annually there are dozens of million cases of pesticide poisonings worldwide (Richter, 2002). Moreover, it is well understood that pesticides have significant chronic health effects, including cancer, neurological effects, diabetes, respiratory diseases, fetal diseases, and genetic disorders. These health effects are different depending on the degree

and the type of exposure. There are also effects on consumers through pesticide residues in food (Bassil *et al.,* 2007).

Pesticides are any substance or mixture of substances intended for preventing, destroying, or

controlling any pest, including vectors of human or animal disease, unwanted species of plants or animals, causing harm during or otherwise interfering with the production, processing, storage, transport, or marketing of food, agricultural commodities, wood and wood products or animal feedstuffs.

The term includes substances intended for use as a plant growth regulator, defoliant, desiccant, or agent for thinning fruit or preventing the premature fall of fruit. Also used as substances applied to crops either before or after harvest to protect the commodity from deterioration during storage and transportation (FAO, 2007). Pesticides can be classified by target organism (herbicides, insecticides, fungicides, rodenticides, and pediculicides) (Gilden et al., 2010), chemical structure (organic, inorganic, synthetic, or biological (biopesticide), (CSAAMA, 1997).

Humans and animals are occasionally and unintentionally exposed to lethal and sub-lethal doses of pesticides (Martin, 2003). They can be directly exposed to pesticides by inhalation, ingestion, contact with skin and eyes. Apart from the direct exposure, indirect exposure occurs in animals by consuming food that contains high residues of pesticides Chemical pesticides are persistent and mobile thus can re-enter the land through precipitation and leaching, thus forming residues in crop (EPA, 2002).

The environmental impact of pesticide use can be huge and several species including fishes and other aquatic creatures have experienced reduction in procreation and increased mortality as a result of pesticides poisoning. The adverse effects of pesticide use has therefore led to wildlife distress, disruption with reproduction, birth defects as well as depressed immunity which negatively affect wildlife numbers and the ecosystem as a whole (Fianko *et al.,* 2011). The exposure of experimental animals or humans to some industrial chemicals including heavy metals has been shown to generate oxidative stress (Abdollahi *et al.* 2004). The application of pesticides in fields and for sanitary reasons is an essential evil.

Pesticides may cause acute and delayed health effects in people who are exposed (USEPA, 2007). Pesticide exposure can cause a variety of adverse health effects, ranging from simple irritation of the skin and eyes to more severe effects such as affecting the nervous system, mimicking hormones causing reproductive problems, and also causing cancer. A 2007 systematic review found that "most studies on non-Hodgkin lymphoma and leukemia showed positive associations with pesticide exposure" and thus indiscriminate use of pesticides should be discouraged (Bassil *et al.,* 2007). There is substantial evidence of associations between organophosphate insecticide exposures and neurobehavioral alterations (Weselak *et al.,* 2007; Jurewicz and Hanke, 2008; Wigle *et al.* 2008; Mink *et al.,* 2011). Limited evidence also exists for other negative outcomes from pesticide exposure including neurological, birth defects, and fetal death (Sanborn *et al.,* 2007).

The World Health Organization and the UN Environment Programme estimated that each year, 3 million workers in agriculture in the developing world experience severe poisoning from pesticides, about 18,000 of whom die (Miller, 2004). Owing to inadequate regulation and safety precautions, 99% of pesticide related deaths occur in developing countries that account for only 25% of pesticide usage. According to one study, as many as 25 million workers in developing countries may suffer mild

pesticide poisoning yearly (Jeyaratan, 1990). There are several careers aside from agriculture that may also put individuals at risk of health effects from pesticide exposure including pet groomers, groundskeepers, and fumigators (CDC, 2016). Gunnell et al (2007) stated that pesticide self-poisoning is a method of choice in one third of suicides worldwide, and hence recommended, among other things, more restrictions on the types of pesticides that are most harmful to humans.

Pesticide use raises a number of environmental concerns. Over 98% of sprayed insecticides and 95% of herbicides reach a destination other than their target species, including non-target species, air, water and soil (Miller, 2004). Pesticide drift occurs when pesticides suspended in the air as particles are carried by wind to other areas, potentially contaminating them. Pesticides are one of the causes of water pollution, and some pesticides are persistent organic pollutants and contribute to soil contamination.

In addition, pesticide use reduces biodiversity, contributes to pollinator decline (Wells, 2007), destroys habitat (especially for birds) (Palmer *et al.,* 2007), and threatens endangered species (Miller, 2004). Pests can develop a resistance to the pesticide (pesticide resistance), necessitating new pesticide. Alternatively a greater dose of the pesticide can be used to counteract the resistance, although this will cause a worsening of the ambient pollution problem.

Since chlorinated hydrocarbon pesticides dissolve in fats and are not excreted, organisms tend to retain them almost indefinitely. Biological magnification is the process whereby these chlorinated hydrocarbons (pesticides) are more concentrated at each level of the food chain. Among marine animals, pesticide concentrations are higher in carnivorous fishes, and even more so in the fish-eating birds and mammals at the top of the ecological pyramid (Castro and Michael, 2010). Global distillation is the process whereby pesticides are transported from warmer to colder regions of the Earth, in particular the Poles and mountain tops. Pesticides that evaporate into the atmosphere at relatively high temperature can be carried considerable distances (thousands of kilometers) by the wind to an area of lower temperature, where they condense and are carried back to the ground in rain or snow (Amie, 2012). There is therefore a need to evaluate and come up with a better and safer pesticide and its practices.

The aims of this study is to evaluate farmers' knowledge and compliance as regarded to pesticides usage in five selected local government areas of Oyo state, Nigeria.

## MATERIALS AND METHODS

### Study Area

The study was conducted in two zones (Oke-Ogun and Ibadan), which covers Iseyin, Saki

West, Atibo, Ido and Akinyele Local Government Areas (LGAs) of Oyo State. The choice of these areas was on the basis that they are the prominent food crops producing areas in Oyo State .These areas lies between longitudes 8o00'N and latitudes 4o00' E .Oyo State is bordered in the North by Kwara State, East by Osun State, South by Ogun State, West partly by Ogun State and partly by the Republic of Benin as shown in Figure1.

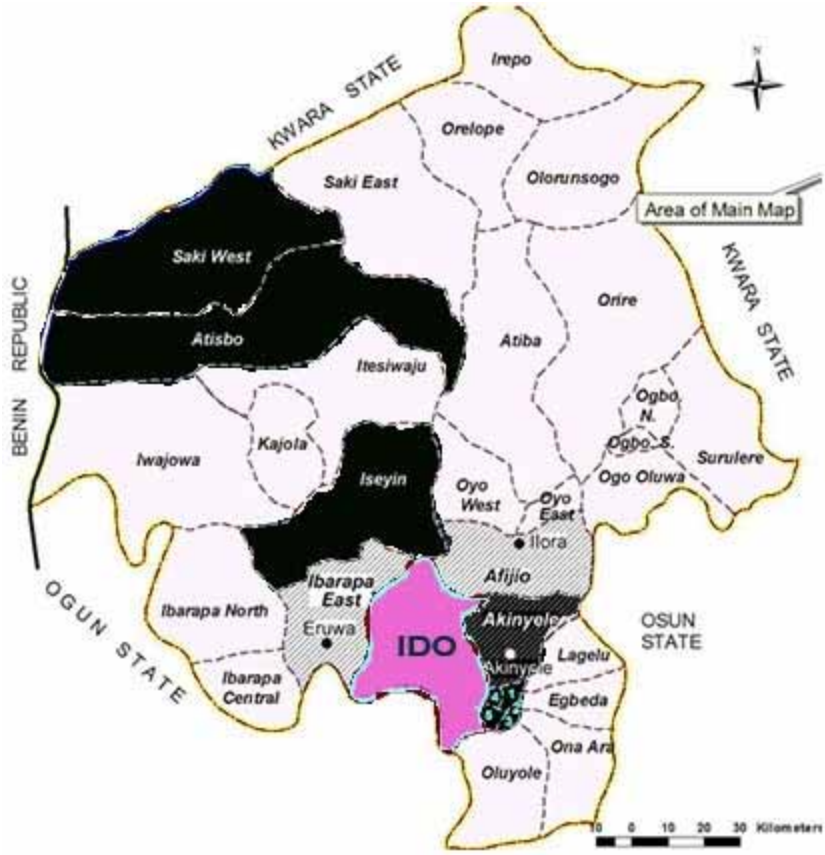


Figure 1: Map showing various local government areas in Oyo State and the study areas being shaded. Source: https://www.researchgate.net.

**Sampling Procedure**

A survey was conducted at the five selected Local Government Areas (LGAs) through Mr. Dare Ayoola (a contact person link with the farmers) and questionnaires (a closed-ended question) were validated by Dr. K.A. Thomas, Department of Agricultural Extension and Rural Social development, Faculty of Agriculture, University of Ibadan. Randomly sampling technique was used to administer the questionnaires.

**Sample Size**

Twenty farmers from each of the five selected LGA making the total sample size of 100 were picked at random sample to fill the questionnaires.

**Data collection tools**

A purposive and structured questionnaire was developed by referring different to literatures and modifying according to the objectives of this study. The questionnaire had seven parts which enabled to collect information on demographic information, herbicides, fertilizer application, Insecticides, diseases, storage and general knowledge on pesticides.

The Questionnaire is a-four pages containing questions based on demographic information, herbicides, insecticides, fertilizers application, diseases and storage. And it takes 10 minutes to complete. Some of the farmers filled themselves without

assistance, while some were assisted. English and Yoruba (Native Language) were means of communication.

**Statistical analysis**

Data collected in this study were analyzed using SPSS software version 21 (2012). Descriptive statistics distribution and percentages were used to describe the findings according to each specific objective.

## RESULT

### Socio-Demographic Characteristics

The questionnaires were administered to 100 farmers, where 74% were male and 26% were female. The details of the questionnaires included age and education background as presented in Table 1.

**Table 1: Socio-demographic characteristics of farmers**

| No. | Variables | Frequency | Percentage (%) |
|---|---|---|---|
| 1. | **Sex** | | |
| | Male | 74 | 74 |
| | Female | 26 | 26 |
| 2. | **Age** | | |
| | 18-25 | 2 | 2 |
| | 26-35 | 20 | 20 |
| | 36-45 | 58 | 58 |
| | 46-above | 20 | 20 |
| 3. | **Marital status** | | |
| | Single | 3 | 3 |
| | Married | 93 | 93 |
| | Widow/widowed | 4 | 4 |
| 4. | **Education background** | | |
| | No formal | 20 | 20 |
| | Primary | 31 | 31 |
| | Secondary | 25 | 25 |
| | Tertiary | 14 | 14 |
| | Adult | 2 | 2 |
| | Quranic | 8 | 8 |

**Figure 2 shows the Numbers of years in farming practice**

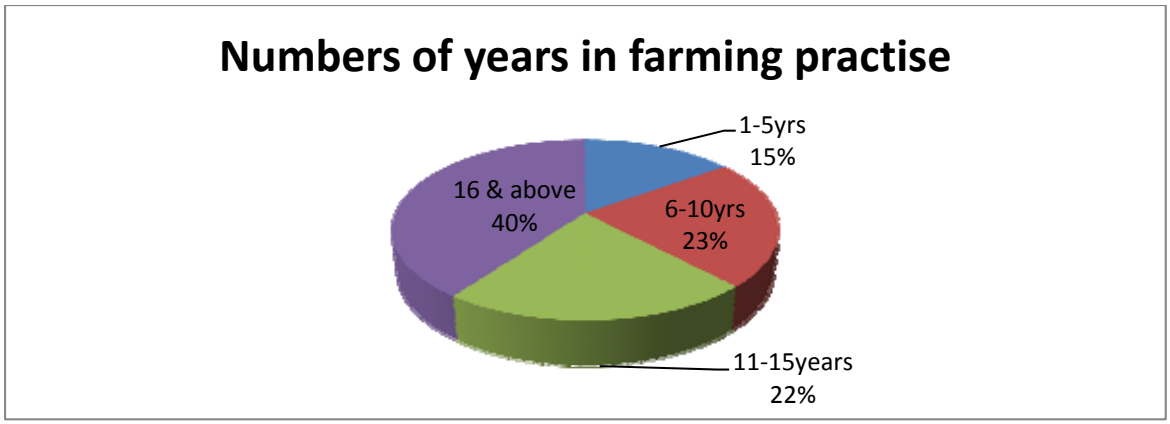


**Figure 3: Size of Farmland use for farming**

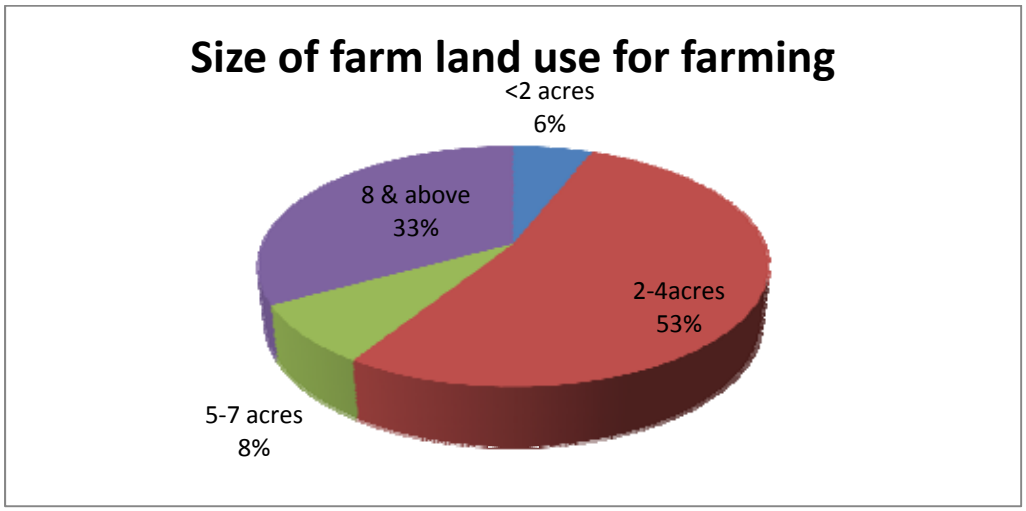


**Table 2: Planting season**

| Season | Frequency | Percent | Valid Percent | Cumulative Percent |
|---|---|---|---|---|
| Rainy | 88 | 88.0 | 88.0 | 88.0 |
| Dry & Rainy | 12 | 12.0 | 12.0 | 100.0 |
| **Total** | **100** | **100.0** | **100.0** | |

**Table 3: Types of Crops Planted**

| Crops | Frequency | Percent | Cumulative percent |
|---|---|---|---|
| Corn | 68 | 26 | 26 |
| Cassava | 57 | 21 | 47 |
| Water melon | 38 | 14 | 61 |
| Cucumber | 32 | 12 | 73 |
| Tomatoes | 26 | 10 | 83 |
| Rice | 10 | 4 | 87 |
| Pepper | 17 | 6 | 93 |
| Yam | 11 | 4 | 97 |
| Vegetable | 9 | 3 | 100 |

**Table 4 : Type of weed control method**

| Weed Control Methods | Frequency | Percent | Valid Percent | Cumulative Percent |
|---|---|---|---|---|
| Physical method (Hand-weeding) | 6 | 6.0 | 6.0 | 6.0 |
| Chemical method | 94 | 94.0 | 94.0 | 100.0 |
| **Total** | **100** | **100.0** | **100.0** | |

**Table 5: Types of herbicides**

| Herbicides | Frequency | Percent | Valid Percent | Cumulative Percent |
|---|---|---|---|---|
| Diuron | 4 | 4.0 | 4.0 | 4.0 |
| 2,4,Dmine | 7 | 7.0 | 7.0 | 11.0 |
| Paraquat | 60 | 60.0 | 60.0 | 71.0 |
| Glyphosate | 12 | 12.0 | 12.0 | 83.0 |
| Atrazine | 11 | 11.0 | 11.0 | 94.0 |
| Metalachlor | 1 | 1.0 | 1.0 | 95.0 |
| Pendimenthalin | 5 | 5.0 | 5.0 | 100.0 |
| **Total** | **100** | **100.0** | **100.0** | |

**Table 6: Specific Insecticide Used**

| | Frequency | Percent | Valid Percent | Cumulative Percent |
|---|---|---|---|---|
| Cypermethrin & lambda-cyhathorin | 24 | 24.0 | 24.0 | 24.0 |
| Cypermethrin-dimetuate | 1 | 1.0 | 1.0 | 25.0 |
| Lambda-cyhalothrin &Dimethriate | 48 | 48.0 | 48.0 | 73.0 |
| Imiforce &Army force | 3 | 3.0 | 3.0 | 76.0 |
| Others | 24 | 24.0 | 24.0 | 100.0 |
| **Total** | **100** | **100.0** | **100.0** | |

**Figure 4: Recommended doses and label instructions compliance**

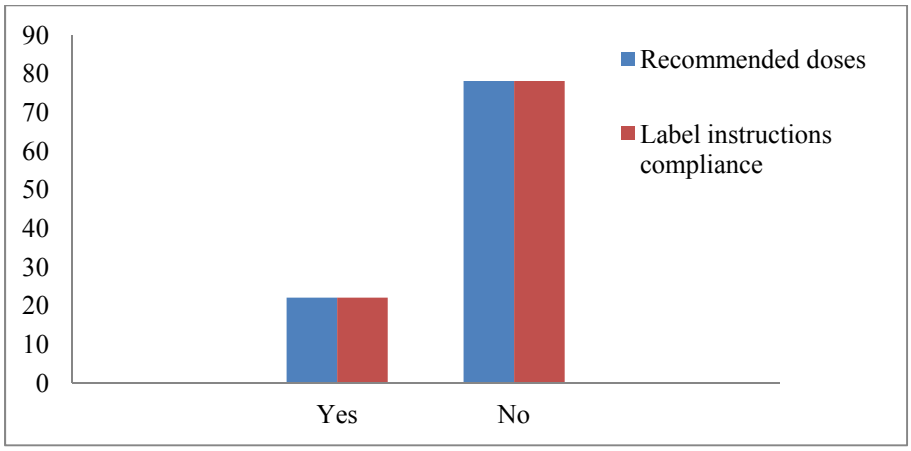


**Table 7: Compliance of using Protective kits during Herbicides Application**

| Compliance | Frequency | Percent | Valid Percent | Cumulative Percent |
|---|---|---|---|---|
| Protective kits | 14 | 14.0 | 14.0 | 14.0 |
| Safety y boots | 15 | 15.0 | 15.0 | 19.0 |
| Nose mask | 1 | 1.0 | 1.0 | 20.0 |
| None | 80 | 80.0 | 80.0 | 100.0 |
| **Total** | **100** | **100.0** | **100.0** | |

**Table 8: Spraying activities**

| Activities | Frequency | Percent | Valid Percent | Cumulative Percent |
|---|---|---|---|---|
| Eat | 1 | 1.0 | 1.0 | 1.0 |
| Talk | 54 | 54.0 | 54.0 | 55.0 |
| None | 45 | 45.0 | 45.0 | 100.0 |
| **Total** | **100** | **100.0** | **100.0** | |

**Figure 5: Disposing methods of Pesticides containers**

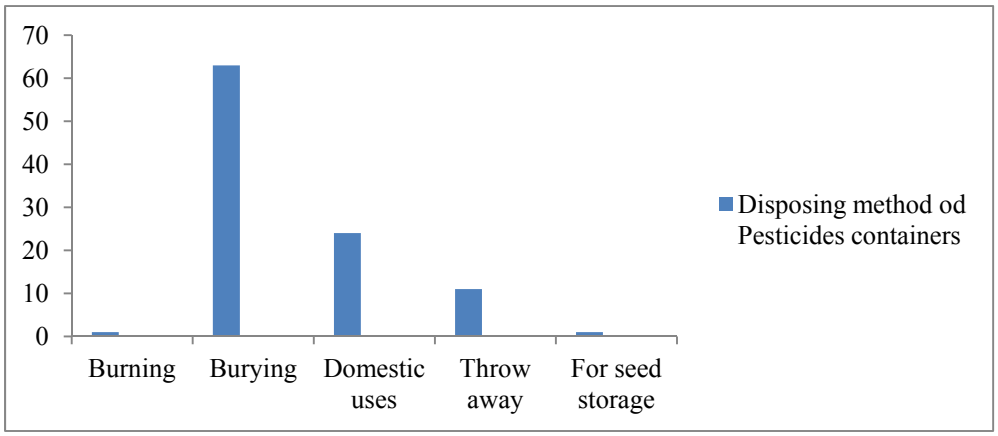


## DISCUSSION

In this study we examine the farmers' socio-demographics, numbers of years in farming practice, size of farm land use for farming, planting season, types of crops planted, types of herbicides, insecticides use, recommended doses, label instructions compliance and ways of disposing empty pesticides containers among farm workers in Oyo State, Nigeria.

The response rate of invited participants to the questionnaire interview in the present study was relatively higher, indicating good intentions to participate. In the present study (table 1), 58% of the participants were aged between 30 and 39 years. Similar results were found by other researchers in other countries (Recena et al, 2006, Atreya, 2007). Some of the farmers (20%) in the study area has no formal education, similar results were also reported in other developing countries (Mekonnen & Agonafir, 2002, Oliveira-Silver et al, 2001, Recena et al, 2006, Hurtig et al, 2003). Farmers with little formal education might be at higher risk when using pesticides, possibly due to difficulties in reading and understanding the use instructions and safety procedures included on the product labels and also the use of protective measures is poor.

Paraquat from this study show that 60% (table 5) of the farmers use it to control weed, its poisoning is possible after skin exposure. Poisoning is more likely to occur if the skin exposure lasts for a long time, involves a concentrated version of paraquat, or occurs through skin that is not intact (skin that has sores, cuts, or a severe rash)If it is inhaled, paraquat could cause poisoning leading to lung damage. In the past, some marijuana in the United States has been found to contain paraquat (CDC, 2013) also glyphosate is the second most use herbicides (table 5): glyphosate has been discovered to be the most important factor in the development of multiple chronic diseases and conditions that have become prevalent in westernized societies (Anthony et al, 2013)

Lambda-cyhalothrin (table 6) is the most used insecticides and it can cause corrosive effects when it comes in contact with the skin and eyes. Exposure to lambda-cyhalothrin may occur through inhalation,

dermal absorption, or ingestion (ETN, 2010). Inhalation may cause burning sensations, convulsions, coughing, labored breathing, shortness of breath, and sore throat. Contact with the skin and eyes may cause redness and pain. Ingestion can cause abdominal pain and coughing (NIOSH, 2010). Extreme levels of exposure can also cause seizures and coma. The effects of respiratory diseases and skin disorders may intensify with exposure to lambda cyhalothrin (NLM, 2010).

The result showed (figure 2 & 3) that 85% farmers have been farming for more than five years and 41% of them farm on land that is 2 acres and above. Most are breadwinners (table 1), depending solely on farm produce to feed their families. Majority uses chemical method to control their weed and insect (herbicides and insecticides) (table4-6).

Most farmers (88%) focused on planting during the rainy season because of availability of water (table 2)but pests and disease also proliferate more in this season, this is one of reason why farmers uses more than the recommended disease due to fear of pests destroying their crops.

This research also showed that 68% (figure 4) did not read nor follow the label instructions on the containers; this can be link to lack of formal education by some farmers. Most of the crops (table 3) that are often planted in the selected five Local Government Areas belong to the "dirty dozen list' (Fidler, 2016). A lot of public enlightenment awareness is of principles on healthy living in which one's diet has to be 50-70% of fresh fruit and vegetables. It is very important therefore, to intensify researches on pesticides residues in crops that belong to this list.

Having a land of 2 acres or above, a farmer will be exposing himself to pesticides while spraying for not less than 2 hours since most of them don't use the complete protective kits(overall-apron, hand gloves, face mask, safety goggles, nose mask and safety boots).

This study also showed that the high percentage of interviewed farmers who disposed of empty containers by burying, throwing away on the ground and reusing the containers at home could expose the general population to hazardous risks. Such practices were considered to be one of the main problems associated with pesticide use in developing countries (Wesseling et al, 1997).

Disposal of the empty containers in the field or by throwing them near or into local waste containers is a totally unsafe practice and has been reported as a major problem in a number of studies Hurting et al, 2003, Rebecca et al, 2006, Avory & Coggon, 1994, London, 1994). In addition, burning empty pesticide containers in open fires or burying empty containers should not be used as a method of management and disposal of empty pesticide containers.

Distributors and suppliers and even local authorities often recommend these practices, but they are potentially hazardous to human health and the environment and should be discouraged and appropriate management encouraged. Safe burning procedures require a good understanding of pesticide chemistry, while safe burial requires adequate knowledge of local hydrology as well as of the environmental behavior of pesticides. Many users do not have such knowledge or cannot apply it properly to their particular circumstances. In many developing countries, empty pesticide containers are highly valued and used or exchanged as storage containers for other materials such

as fuel, other chemicals, and sometimes even as storing of seeds as we found in our study. Such practices are dangerous and should be prevented; for example, by puncturing any empty pesticide containers that cannot be returned to the supplier, in accordance with WHO recommendations (WHO, 1991).

Basic objectives of education are to ensure that farmers understand the health hazards of relevant pesticides, use protective equipment properly, practice personal hygiene measures, become familiar with and adopt proper work practices, recognize early symptoms of overexposure to pesticides, and obtain first aid at the earliest time possible. The WHO has recommended the use of pesticides only by trained people (WHO, 1991). For most pesticides, using protective measures results in a decrease of exposure to pesticides. The use of protective measures could contribute to decreasing the health effects of pesticides. Also, this would lead, as expected, to a decrease in poisoning prevalence parallel to the reduction in exposure.

## CONCLUSION AND RECOMMENDATION

This study showed that, the use of pesticide poses serious threats to farmers, consumers and the environment. Controlling agricultural pests by using pesticides would create health issues for the farmers mainly due to improper handling of the toxic chemicals as well as the non-use of personal protective clothing. The indiscriminate disposal of pesticide containers also has serious environmental implications. Apart from the hazards of pesticide use on farmers and the environment, consumers also face huge health risk by consuming food crops with high pesticide residues.

A lot of public enlightenment awareness is of principles on healthy living in which one's diet has to be 50-70% of fresh fruit and food crops. In particular, eating fruit and vegetables in their raw state provides increased nutrition and gives antioxidants for protection. Some of these fruits and vegetable belong to the 'DIRTY DOZEN LIST' (Crops that contain high pesticides residue in them) (AAP, 2012).

There is therefore a need to evaluate the pesticides residues in these crops, farmers as well as public enlightenment on proper pesticides usage and if possible alternative to chemical pesticides.

Based on the study findings the following are recommended: There should be an integrated effort from governmental and non-governmental organizations that focus on the awareness of farmers on proper pesticides management and related issues. Also comprehensive laboratory based studies (residual analysis of blood from rats fed with crops treated with pesticides and farmers using pesticides on their farms, soil, water and crops) from the selected areas is recommended so that the extent of pesticide damage on public health and the environment could be confirmed.

## REFERENCES

Abdollahi M, Ranjbar A, Shadnia S, Nikfar S, Rezaie A(2004). Pesticide and oxidative stress: A review. Med Sci Monitor,1 0:144-147.

American Academy of Pediatrics (AAP) (2012), Organic Foods :Health and Environmental Advantages and Disadvantages. American Academy of Pediatrics Committee on Nutrition and

Council on Environmental Health, 2012; e1406 -e1415. DOI: 10.1542/peds.2012-2579. Available at pediatrics.aappublications.org/content/130/5/e1406

Amie. Q. L (2012). "The impacts of agriculture and temperature on the physiological stress response in fish." Uleth. University of Lethbridge.

Anthony Samsel & Stephanie Seneff (2013) Glyphosate, pathways to modern diseases II: Celiac sprue and gluten intolerance. Interdiscip Toxicol. 2013 Dec; 6(4): 159–184. Published online 2013 Dec. doi: 10.2478/intox-2013-0026 PMCID: PMC3945755

Atreya K (2007). Pesticide use knowledge and practices: gender differences in Nepal. Environ Res;104(2):305–311. doi: 10.1016/j.envres.2007.01.001

Avory G, Coggon D (1994). Determinants of safe behaviour in farmers when working with pesticides. Occup Med. 44(2):236–238. doi: 10.1093/occmed/44.5.236. London L. Agrichemical safety practices on farms in the Western Cape. S Afr Med J. 1994;84(5):273–278.

Bassil KL, Vakil C, Sanborn M, Cole DC, Kaur JS, Kerr KJ (2007). "Cancer health effects of pesticides: Systematic review". Can Fam Physician. 53 (10): 1 u704–11. PMC 2231435 . PMID 17934034.

Castro, Peter, and Michael E.Huber (2010). Marine Biology. 8th. New York: McGraw-Hill Companies Inc.,

CDC (2016) - Pesticide Illness & Injury Surveillance - NIOSH Workplace Safety and Health Topic". www.cdc.gov.

Charles Darwin University (2009). Characteristics of tropical savannas. Charles Darwin University. Retrieved on 2008-12-27.

Council on Scientific Affairs, American Medical Association. (1997). Educational and Informational Strategies to Reduce Pesticide Risks. Preventive Medicine, Volume 26, Number 2 page 191 -200. Pmid:9085387

EPA (2009). Types of Pesticides.

Extension Toxicology Network (2010). *Lambda cyhalothrin*. http://pmep.cce.cornell.edu/profiles/extoxnet/haloxyfop-methylparathion/lambda-cyhalothrin-ext.html[Accessed 7-10-10].

Fianko J.R, Donkor, S.T, Lowor, P.O, Yeboah, E T, Glover, T, Adom, A. Faanu (2011) Health risk associated with persticide contamination of Fish from the Densu River Basin in Ghana. Journal of environmental Protection, Vol. 2 No. 2.pp. 115-123DOI: 10.4236

Food and Agriculture Organization (FAO)(2007) of the pesticides residuesin food; toxicological evaluations. World health organization. http://www.who.int/iris/handle/10665/44064

Gilden RC, Huffling K, Sattler B (2010). "Pesticides and health risks". J Obstet Gynecol Neonatal Nurs. 39 (1): 103–10. PMID 20409108. doi:10.1111/j.1552-6909.2009.01092.

Gunnell D, Eddleston M, Phillips MR, Konradsen F (2007). "The global distribution of fatal pesticide self-poisoning: Systematic review". BMC

Public Health. 7 (1): 357. PMC 2262093 . PMID 18154668.

Hurtig AK, San Sebastián M, Soto A, Shingre A, Zambrano D, Guerrero W (2003). Pesticide use among farmers in the Amazon basin of Ecuador. Arch Environ Health. 2003;58(4):223–228. doi: 10.3200/AEOH.58.4.223-228.

Jeyaratnam J (1990). "Acute pesticide poisoning: a major global health problem". World Health Stat Q. 43 (3): 139–44. PMID 2238694.

Jurewicz J, Hanke W (2008). "Prenatal and childhood exposure to pesticides and neurobehavioral development: review of epidemiological studies". Int J Occup Med Environ Health. 21 (2): 121–32. PMID 18614459. doi:10.2478/v10001-008-0014-z.

Martin, H. (2003). Pesticide Manual, Basic Information on the Chemical Used as Active Components of Pesticides, 1st Ed., British Crop Protection Council. p. 23.

Mekonnen Y, Agonafir T (2002). Pesticide sprayers' knowledge, attitude and practice of pesticide use on agricultural farms of Ethiopia. Occup Med. 52(6):311–315. doi: 10.1093/occmed/52.6.311.

Mink PJ, Mandel JS, Lundin JI, Sceurman BK (2011). Epidemiologic studies of glyphosate and non-cancer health outcomes: a review". Regul. Toxicol. Pharmacol. 61 (2): 172– 84. PMID 21798302. doi:10.1016.

National Institute for Occupational Safety and Health. *Lambda-Cyhalothrin*. http://www.cdc.gov/niosh/ipcsneng/neng0859.html [Accessed 7-10-10].

National Pesticide Telecommunications Network (NPTN)(2010). *Lambda-Cyhalothrin General Fact Sheet*. http://npic.orst.edu/factsheets/l_cyhalogen.pdf [Accessed 7-10-10].

Oliveira-Silva JJ, Alves SR, Meyer A, Perez F, Sarcinelli PN, da Costa Mattos RC, (2001) Influence of socioeconomic factors on the pesticides poisoning, Brazil. Rev Saude Publica. 35(2):130–135. doi: 10.1590/S0034-89102001000200005.

Recena MC, Caldas ED, Pires DX, Pontes ER (2006). Pesticides exposure in Culturama, Brazil—knowledge, attitudes, and practices. Environ Res. 2006;102(2):230–236. doi: 10.1016/j.envres.

Sanborn M, Kerr, K.J, Sanin, L.H, Cole, D. C, Bassil, K.L, Vakil, C (2007) Non-cancer health effects of pesticides; systematic review and implications for family doctors Canadian Family Physician Vol. 53, 53:1712-1720

U.S. Environmental Protection Agency (2007), Pesticides: Health and Safety. National Assessment of the Worker Protection Workshop #3.

US Environmental Protection Agency (2007), What is a pesticide? epa.gov. Retrieved on September 15, 2007.

US EPA (2014) "Human Health Issues | Pesticides |". Epa.gov. 2006-06-28.

Weselak M, Arbuckle TE, Foster W (2007). "Pesticide exposures and developmental outcomes: the epidemiological evidence". J Toxicol Environ Health B Crit Rev. 10 (1–2): 41–80. PMID 18074304. doi:10.1080/10937400601034571.

Wesseling C, McConnell R, Partanen T, Hogstedt C (1997). Agricultural pesticide use in developing countries: health effects and research needs. Int J Health Serv. 1997;27(2):273–308.

Wigle DT, Arbuckle TE, Turner MC, et al. (May 2008). "Epidemiologic evidence of relationships between reproductive and child health outcomes and environmental chemical contaminants". J Toxicol Environ Health B Crit Rev. 11 (5–6): 373–517. PMID 18470797. doi:10.1080/10937400801921320.

World Health Organization (WHO) (1991), safe use of pesticides. Fourteenth report of the WHO expert committee on vector biology and control. World Health Organ Tech Rep Ser 1991;813:1–27.

## APPENDICES

## UNIVERSITY OF IBADAN

## FACULTY OF VETERINARY MEDICINE

### DEPARTMENT OF PHARMACOLOGY AND TOXICOLOGY

**QUESTIONNARIARE**

This questionnaire is prepared to determine the nature of herbicides, insecticides and fertilizer usage in crops across Ibadan and Oke-Ogun Region of Oyo State.

Please answer the question with all sincerity as all information will be treated with almost confidence, kindly tick (√) where necessary and supply adequate information where requires.

Thank you.

**SURVEY INFORMATION**

Name of farmer:……

Name of Town/Village:……..

Name of L.G.A:……

**DEMOGRAPHIC INFORMATION**

1. Age: 18 – 25 ( ) 26 – 35 ( ) 36 – 45 ( ) and above ( )

3. Sex: Male ( ) Female ( )

4. Marital status: Single ( ) Married ( ) widow ( ) widower ( ) Single Parent ( )

5. Educational background: No formal education ( ) primary school ( ) secondary school ( ) Tertiary ( ) adult Literacy/Education ( ) Islamic/ Quranic Education ( ) others (please specify)……

6. Occupation: Farming ( ) Trading ( ) Civil servant ( ) other (please specify) …..

7. What kind of crop(s) do you grow? Cucumber ( ) water melon ( ) corn ( ) tomatoes ( ) others(please specify)…….

8. How long have you been into farming? …< 1 year( ) 1-3( ) 4 -6( ) 7 and above ( )

9. What is the size of your farm acreage under cultivation (in acres)? Less than 2 ( ) 2-5 ( ) 5 – 8 ( ) Greater than 8 ( )

10. Do you plant the same type of crop year in year out? Yes ( ) No ( )

11. Do you plant on the same piece of land year in, year out? Yes ( ) No ( )

13. Do you do shifting cultivation? Yes ( ) No ( )

14. What is the type of cropping system? Sole cropping ( ) Intercrop ( ) Mixed cropping ( )

15. If intercrops, with what crop(s)? Please list the crop(s)

(I) …… (II)……

(III)…… (IV)……

16. What season do you plant the crop? Rainy ( ) dry Season ( )

**SECTION B: HERBICIDES**

18. How do you control the weed? Cultural method ( ) physical method ( ) chemical method ( ) other …..

19. If chemical method, what type of herbicides used in control of weed?

(I) ……..(II)…….. (III)……

21. Do you use recommended dose specified on the label? Yes ( ) No ( )

22. Do you read and follow label instruction? Yes ( ) No ( )

23. When applying herbicides, what personal protective measure do you use on the farm? Protective jackets ( ) safety boots ( ) nose mask ( ) none ( )

24. Do you eat, ( ) smoke ( ) talk ( ) while spraying the herbicide?

25. What do you used for spraying? Muzzle sprayer( ), Knapsack Sprayer ( ) other …….

**SECTION C: INSECTICIDES**

26. What are the insect pests affecting production in your farm? Wire worms ( ) Beetle ( ) Aphid ( ) Leafhopper ( ) Other …….

27. What are the effects of these insect pests on your vegetable? Chew the leaves ( ) marks on the crops ( ) wilt on the leaves ( ) root rot ( ) late bling disease ( ) leaf perforation, leaf spot, leaf coloration

28. What type of control measure do you use to protect your crops? Physical control, Biological control, others ( ) chemical control ( )

29. If you are using more than one chemical at a time what are their names

(I) ……. …….. (II) …..……. (III)……..…

30. How do you dispose the containers of the chemicals after use? Burning ( ) Burying ( ), Returning to the company ( ), Domestic uses ( )

**SECTION D: GENERAL**

31. Where do you source for the chemicals used on your farm? Agrochemical industry ( ) farm cooperatives ( ) local market ( ) agro-dealers, ( ) extension agents ( )

32. What is your source of information on how to apply the chemicals? Local dealer ( ) Agric extension agent ( ) farm cooperatives ( )

Manufacturer's instruction ( ) agro- dealers

Thank you!