

Prevalence of Wheezes and Asthma among Preschool Children (1-6 years) in Rural Sudan 2016

ABSTRACT

Background: Asthma has increased in many countries over recent years and there is little information regarding the prevalence of current wheezing episodes and asthma among preschool children in rural areas of Sudan.

Objective: To identify the prevalence of current wheezes, diagnosed asthma and risk factors among preschool children in rural Sudan.

Materials and methods: A cross section study was carried out in seventeen rural areas that were randomly selected from three states in Sudan. The eligible study population was preschool children 1-6 years of age. A total of 3352 preschool children from 890 households (3-5 children per household) were included in the study. A questionnaire adapted from the international study of asthma and allergies in children (ISAAC) was used. Descriptive statistics was presented and chi square test at 95%CL was used to test the associations of current wheezes, asthma and risk factors.

Results: There were 1633 males (48.7%) and 1719 females (51.3%) with mean age 4.03 ± 1.83 years. Children who ever had wheezing episode were 684(20.4%) and those who had current wheeze accounted to 558 (16.6%). Children who were diagnosed asthmatic by a doctor were 233 (7.0%). Sex was associated with current wheezes in favor to male preschool children than females, 299 (53.6%) and 259 (46.4%) respectively, p-value 0.014. Difficulty in sleep, speech and play because of current wheezing episodes were found in 172(30.8%), 274(49.1%) and 281 (50.4%) preschool children respectively. Preschool children who

24 experienced any type of allergy (respiratory or skin) and cough without flu or chest infection
25 during the last 12 months accounted to 200 (36.0%) and 371 (66.5%) respectively.

26 Presence of smokers, animals and fumes in the households of preschool children were
27 significantly associated with wheezing episodes, p-values 0.014, 0.014 and 0.001
28 respectively. There was also significant association between being diagnosed with asthma
29 and the presence of smokers, fumes and trees in the households, p-values 0.022, 0.039 and
30 0.020 respectively.

31 **Conclusions:** The prevalence of wheezes and asthma among preschool children in rural
32 Sudan is alarming. Smoking, fumes and animals were significantly associated with wheezes.
33 Strengthening of asthma prevention and control in rural Sudan and raising community
34 awareness are recommended.

35 Key words: prevalence, risk factors, wheezes, asthma, preschool children, rural Sudan.

36 1. INTRODUCTION

37 Asthma is a common chronic non-communicable disease that affects approximately 334
38 million people of all ages in all parts of the world [1]. It is estimated that 4.3% of the
39 population globally are affected by asthma by annual estimate rate of 9.5% among children
40 [2,3]. Asthma is a risk factor for chronic obstructive pulmonary disease, it is responsible of
41 more than 15 million DALYs and its deaths estimated at 180,000 deaths per year [2, 4]. It
42 was found that asthma related mortality (ARM) and asthma prevalence had an inverse
43 relationship and that developing countries compared to developed countries experienced high
44 ARM despite having lower asthma prevalence. The increased ARM in developing countries
45 may be due to lack of education and uneven distribution of resources [5]. Asthma impairs the
46 quality of life of children and their families and incurring high costs to the health care system
47 and society [6]. Worldwide a high population (29.6%) of preschool children suffered from
48 wheezing and (16.9%) suffered from recurrent wheezing, especially in the first three years of

life [7]. Preschool children who suffer of wheezes or dry nocturnal cough at the age below 6 years are potentially developing severe asthmatic attacks at school age that need hospitalization [8, 9]. Preschool children are prone to have episodes of breathlessness or wheezing particularly during the first 2 years of life showing an estimate of 50% infants having the episodes [10]. A follow-up study among preschool Dutch children showed 42.7% prevalence of asthma at six years of age [11]. Asthma studies among preschool children in Sudan were not adequately documented. Therefore, studying epidemiology of preschool children wheezes and asthma in Sudan could augment the strategic plans and control programs of non-communicable disease. This study was aiming to identify the prevalence of current wheezes, asthma and risk factors among preschool children in the rural Sudan during Nov 2016.

2. MATERIALS AND METHODS

A cross-section community-based study was designed for the study.

2.1 The Study Area

Three rural states of Sudan were selected for the study. The states were Gazera, White Nile and the Northern States. Seventeen rural areas were selected from the three states for the community-based study targeting households.

2.2 The Study Population

The eligible study population was preschool children age 1 – 6 years in the 17 rural areas. Mothers of the preschool children were interviewed for their children.

2.3 Sampling and Sample Size

One administrative unit was selected randomly from each locality amounting to 17 administrative units representing rural areas. A total 890 households (3-5 children per household) were included in the study giving up 3352 preschool children.

2.4 Tools and Data Collectors

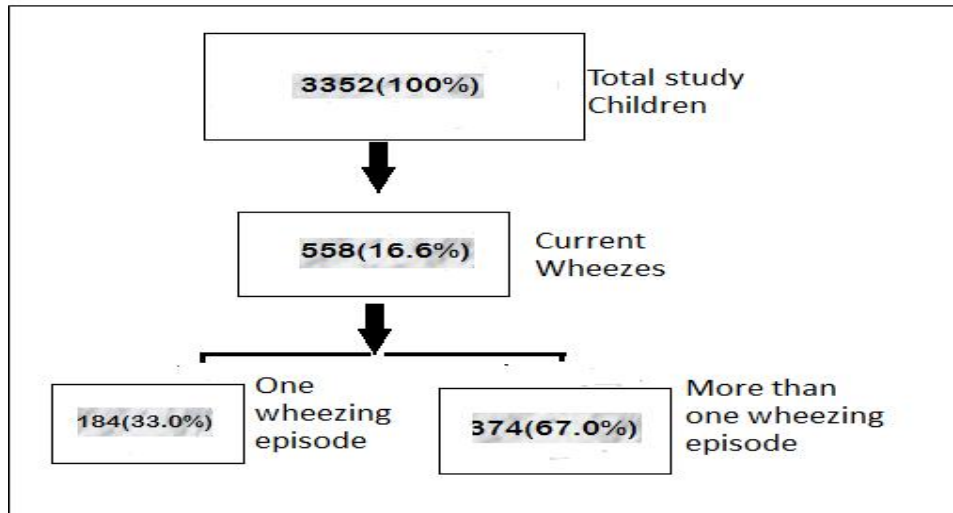
74 Structured pre-coded and pre-tested mini questionnaire was used. It was derived from the
75 published articles of international study of asthma and allergy in children (ISAAC) [12]. It
76 included the variables regarding current wheezing episodes during the last 12 months prior to
77 the study and its effect on the child sleep, speech and play. It also included the possible risk
78 factors, if the child was diagnosed as asthma and if s/he complaint of any type of allergy in
79 the respiratory system of the skin. Regarding data collection; the fifth year medical students
80 were carrying the interviews at the household level as part of rural field training credit hours
81 that incorporated in curriculum. Ethical clearance was obtained from the Department of
82 Community Medicine, Faculty of Medicine University of Khartoum and permission was
83 taken from states' authorities. Data was cleaned and managed by the software SPSS version
84 20. Descriptive statistics were presented and chi-square test at 95% CL was used to test for
85 risk factors associated with the presence of wheezes.

86 3. RESULTS

87 The total preschool children in the study were 3352, males were 1633(48.7%) and females
88 were 1719(51.3%) with mean age of 4.03 ± 1.83 years. Prevalence of wheezes in the study
89 population was 684(20.4%) [Fig 1]. Current wheezes (episodes during the last 12 months
90 prior to the study) accounted to 558(16.6%) among study preschool children [Fig 1].
91 Preschool children who experienced one episode of wheezing were 184 (33.0%) and 374
92 (67.0%) experienced more than one episode [Fig 1]. The prevalence of diagnosed asthma
93 among the study preschool children was 7.0% and 34.1% among who ever had wheezing
94 episode [Fig 2].

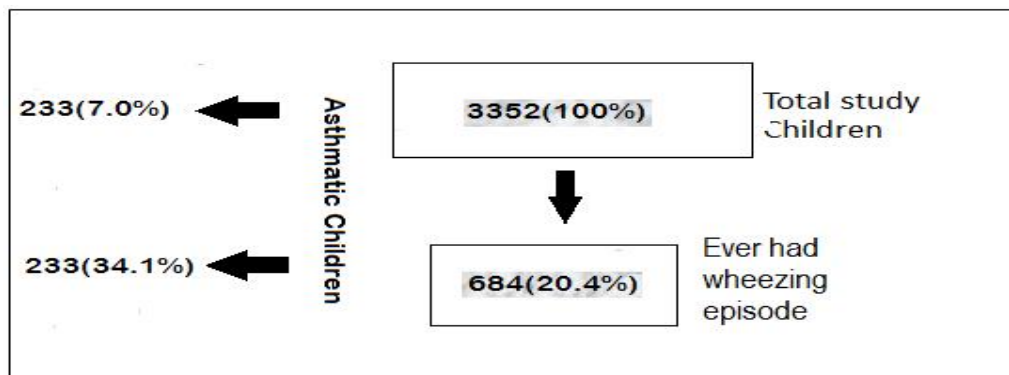
95 Prevalence of sleep, speech and play difficulties because of current wheezing episodes were
96 172(30.8%), 274(49.1%) and 281(50.4%) respectively [Fig 3]. Prevalence of allergy of
97 respiratory tract and /or in the skin and dry cough without flu or chest infection among study
98 population accounted to 200 (36.0%) and 371 (66.5%) respectively [Fig 4].

99 Presence of smokers, domestic animals and fumes in the households of preschool children
 100 were significantly associated with an episode of wheeze, p-values 0.014, 0.014 and 0.001
 101 respectively [Table 1]. Diagnosed asthma was significantly associated with presence of
 102 smokers, trees and fumes in the households of preschool children, p-values 0.022, 0,020 and
 103 0.039 respectively [Table 2].



104

105 **Fig 1: Prevalence of wheezing episodes among preschool children in rural Sudan 2016**



106

107 **Fig 2: Prevalence of diagnosed asthma among preschool children in rural Sudan 2016**

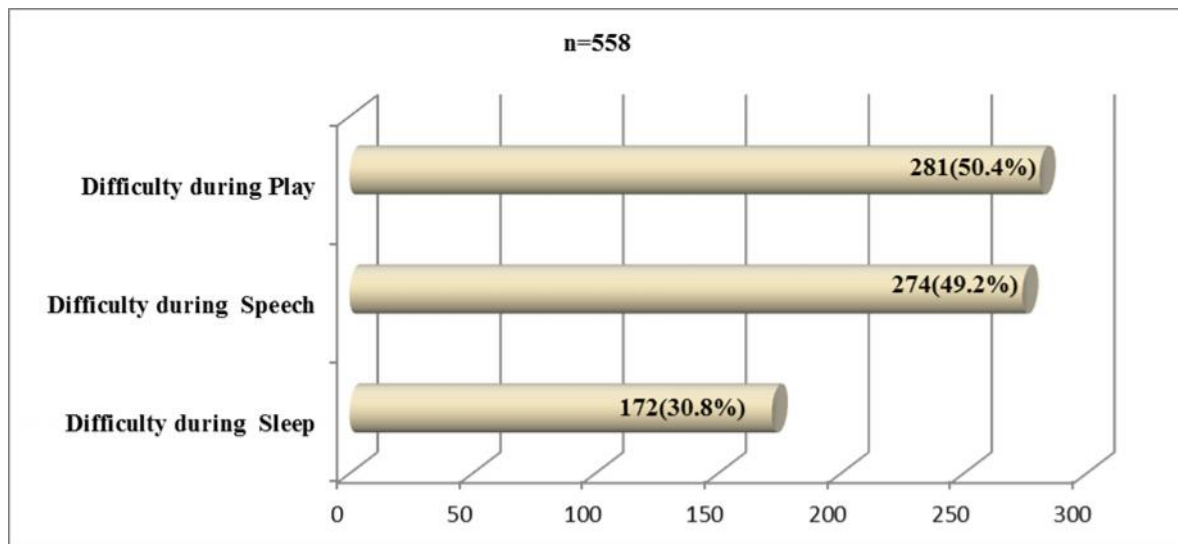


Fig 3: Preschool children experienced difficulties during sleep, speech and play because of current wheezing episodes in rural Sudan 2016.

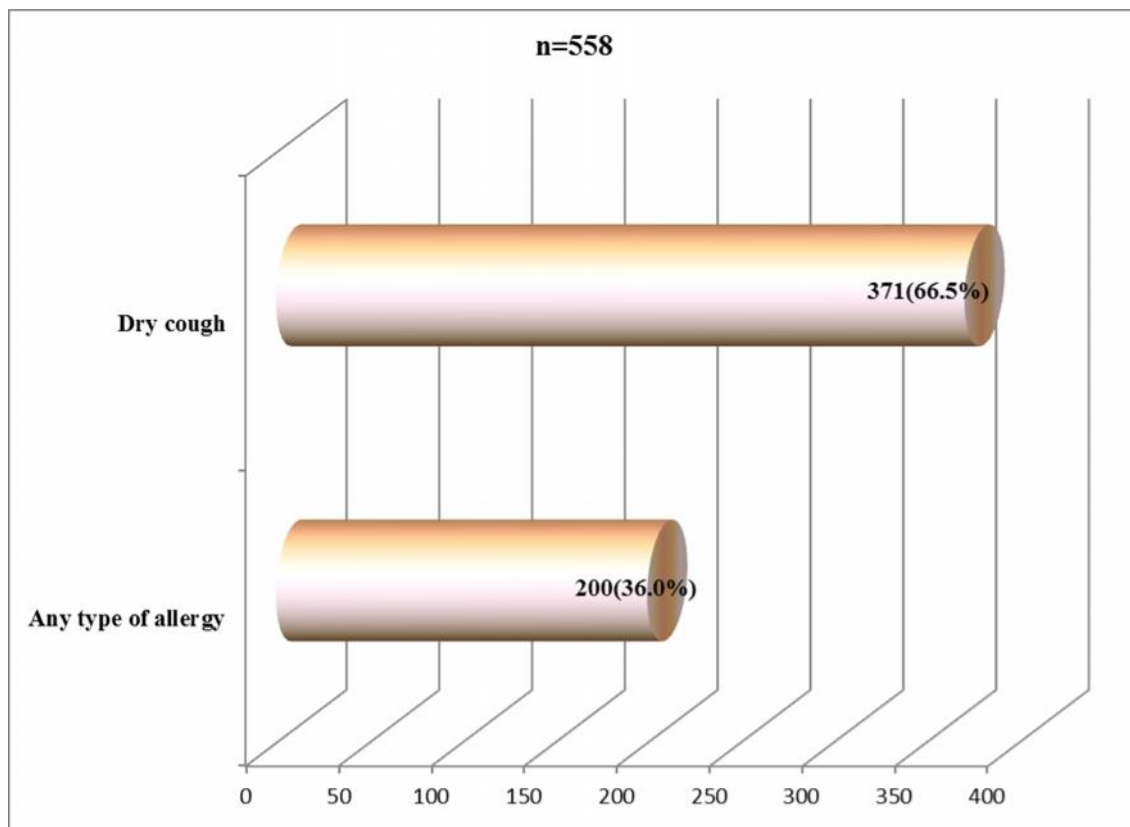


Fig 4: Preschool children experienced any type of allergy and dry cough without flu or chest infection in last 12 months prior to the study in rural Sudan 2016.

Table 1: Environmental risks and wheezes among preschool children in rural Sudan 2016 (n=3352):

Risks of having wheezes		Current wheezing episodes		
		Yes (n=558)	No(n=2794)	p-value
Presence of smoking (in rooms and household yards)	Yes	162 (29.0%)	693 (24.9%)	0.014
	No	396 (71.0%)	2101 (75.1%)	
Availability of trees inside house or the surroundings	Yes	356 (64.0%)	1655(59.2%)	0.127
	No	202 (36.0%)	1139(40.5%)	
Availability of Animals inside the house or surroundings	Yes	343 (61.0%)	1531 (54.8%)	0.014
	No	215 (39.0%)	1263 (45.2%)	
Presence of fumes inside the house or surroundings	Yes	261 (47.0%)	891 (31.9%)	0.001
	No	297 (53.0%)	1903 (68.1%)	

Table 2: Environmental risks and asthma in preschool children in rural Sudan 2016 (n=3352):

Risks of having asthma		Diagnosed asthma in preschool children Below 7 years of age		
		Yes (n=233)	No(n=3119)	p-value
Presence of smoking (in rooms and household yards)	Yes	73 (31.3%)	782(25.1%)	0.022
	No	160 (68.7%)	2337(74.9%)	
Availability of trees inside house or the surroundings	Yes	155(66.5%)	1856(59.5%)	0.020
	No	78 (33.5%)	1236(40.5%)	
Availability of Animals inside the house or surroundings	Yes	139 (59.7%)	1735(55.6%)	0.130
	No	94 (40.3%)	1384 (44.4%)	
Presence of fumes inside the house or surroundings	Yes	93 (39.9%)	1059 (34.0%)	0.039
	No	140 (60.1%)	2060 (66.0%)	

4. DISCUSSION

In this study, 20.4% of the preschool children had ever experienced an episode of wheeze and current episodes of wheezes accounted to 16.6%. This current prevalence of wheezes in preschool children in Sudan was more than that seen in Italy (12.1%) [13] and Ethiopia (3.4%) [14]. However, these variations may be due to different exposure to environmental risk factors, different settings and different methodological approaches used. Wheezing and asthma among preschool children were possibly preceded by poor exclusive breastfeeding pattern and chronic malnutrition that might explain the current wheezes rate in this study [15, 16]. In Sudan ever breastfeeding indicator was optimum (95.6%) but exclusive breastfeeding for six months (55.4 %) and continued breastfeeding at 2 years (48.8%) were poor [17]. Micronutrient malnutrition has a role in development of wheezes episode among children, it was found that sufficient vitamin D store has promoting protective role particularly if the mother got enough vitamin D stores during pregnancy [18, 19]. It is worth to know that preschool children having wheezing episodes are more likely to develop severe asthmatic attacks after the age of 6 years that need hospitalization [8].

This study showed that 7% of study preschool children were having diagnosed asthma compared to 34% among who ever had wheezing episodes. Almost all developing countries had prevalence rates ranged between 5% to less than 20% compared to developed ones which had less than 5% prevalence [20]. However, the prevalence of diagnosed asthma among preschool children in Sudan was more than that in Tanzania (2.1%) [21] and less than that seen in Italy (8.6%) [13] and Australia (18% in Wagga Wagga and 22% in Lismore) [22]. Again these differences may be due to different exposures, different settings, in addition to differences in diagnosis and management among countries.

The study children had disturbed sleep, experienced difficulties during speech and playing. Children living with some daily life restrictions affect the psychological wellbeing, cognitive

abilities and the academic achievement [23, 24]. Lack of playing and poor physical activity had an increased risk of developing new-onset asthma attacks and wheeze [25]. Available evidence indicates that physical activity is a possible protective factor against asthma development [26]. Previous studies showed that the relationship between asthma and sleep disordered breathing (SDB) seems to be bidirectional that may deleteriously affect each other [27, 28]. It was found that sleep disturbance, allergic infections, and Attention Deficit Hyperactivity Disorder are associated with childhood asthma and these disturbances may affect the neurocircuitry involved in speech and language and increased the risk of childhood speech disorders [29].

In this study, presence of smokers, domestic animals and fumes inside the house or surroundings are significantly associated with wheezes and availability of trees inside house or the surroundings is significantly associated with diagnosed asthma. It was shown that grass pollens are associated with asthmatic attacks among children that need admission to emergency rooms [30]. Asthma is a complex disease that has multi dimension risks which include environmental factors and need different approaches for control [31]. Educating the families and affected children about these triggering factors could reduce asthma episodes and its complications.

5. CONCLUSIONS

The prevalence of wheezes and asthma among preschool children in rural Sudan is alarming. Smokers, domestic animals and fumes inside the house or surroundings were significantly associated with wheezes. Availability of trees inside house or the surroundings was significantly associated with diagnosed asthma. Emphasis should be on strengthening of asthma management and control in rural Sudan together with raising community awareness. Moreover, further studies are needed to uncover other risk factors.

177

178 **6. LIMITATIONS**

179 The states were pre- selected for Rural Residency Program for the 5th year medical students;
180 therefore, the results obtained could not be generalized to the whole country.

181 **CONSENT**

182 As per international standard or university standard, the preschool children's parents' written
183 consent has been collected and preserved by the authors.

184 **ETHICAL APPROVAL**

185 As per international standard or university standard, written approval of Ethics committee has
186 been collected and preserved by the authors.

187 **REFERENCES**

188 [1] Beran D, Zar HJ, Perrin C, Menezes AM, Burney P. Burden of asthma and
189 chronic obstructive pulmonary disease and access to essential medicines in
190 low-income and middle-income countries. The Lancet Respiratory Medicine
191 2015;3(2):159-170.

192 [2] Balla SA, Halaly S, Elsheikh TAE, Awadalla H, Burbr AA, Hamid EK, et al.
193 Epidemiology of wheezes and Diagnosed Asthma among School children
194 Aged 12-17 years in Three States of Sudan 2016. International Journal of
195 Tropical Disease & Health 2018; 29(4): 1-9. Available from
196 URL:<http://www.sciencedomain.org/abstract/23867>

197 [3] Lotus PA, Wise SK. Epidemiology of asthma. Current Opinion
198 Otolaryngology Head and Neck Surgery 2016Jun:24(3):245-
199 249.doi.10.1097/MOO. 0000000000000262.

200

- [4] Bishwajit G., Tang S., Yaya S., Feng Z. Burden of asthma, dyspnea, and chronic cough in south Asia. *International Journal of Chronic and Obstructive Pulmonary Disease* 2017; (12): 1093-1099.
- [5] Ankita Sinharoy et al. Socioeconomic and Environmental Predictors of Asthma-Related Mortality. *Journal of Environmental and Public Health* 2018, p 1-7.
- [6] Solé D., Aranda CS., Wandalsen GF. Asthma: Epidemiology of disease control in Latin America—short review. *Asthma research and practice* 2017; 3(4):1-6. Available from <https://pdfs.semanticscholar.org/11ff/dab60c69261cea89c0f36095b3acffd0c664.pdf> URL:
- [7] Alvarez-Alvarez, Niu H, Guillen-Grima, Aguinaga-Ontoso I. Worldwide Meta-analysis of the Prevalence of Wheezing in Preschool Children. *European Journal of Public Health*, vol 26, supplement 1, 2016, p479-480.
- [8] Yu PT, Chan JYC, Poon F, Lee RSP, Leung SY, Ng JPH, et al. The Predictive Factors in Preschool Wheezers for Subsequent Asthma Hospitalization after the Age of 6 Years. *Pediatric Respiratory and Critical Care Medicine* 2017; 1 (1): 11-16. Available from: <http://www.pccm.org/text.asp?2017/1/1/11/201978>
- [9] Boudewijn IM, Savenije OE, Koppelman GH, Wijga AH, Smit HA, de Jongste JC, et al. Nocturnal dry cough in the first 7 years of life is associated with asthma at school age. *Pediatric pulmonology* 2015;50(9):848-855.
- [10] Muñoz-López F. Asthma in Preschool Children. *Asthma-From Childhood Asthma to ACOS Phenotypes: Chapter 4*. IntechOpen 2016. Available from: <http://dx.doi.org/10.5772/62556>

225 [11] Van der Mark LB, Van Wonderen KE, Mohrs J, Van Aalderen WM, Ter Riet
 226 G, Bindels PJ. Predicting asthma in preschool children at high risk presenting in
 227 primary care: development of a clinical asthma prediction score. *Primary Care
 228 Respiratory Journal* 2014;23(1):52-59.

229 [12] Strachan D, Ait Khaled N, Foliaki S, Mallol J, Odhiambo J, Pearce N, et al.
 230 Siblings, asthma, rhinoconjunctivitis and eczema: a worldwide perspective from
 231 the International Study of Asthma and Allergies in Childhood. *Clinical &
 232 Experimental Allergy*. 2015;45(1):126-136.

233 [13] Diego G Peroni, Giorgio L Piacentini, Alessandro Bodini and Attilio L Boner.
 234 Preschool Asthma in Italy: Prevalence, risk factors and health resource utilization.
 235 *Respiratory Medicine*, VOL 103, Issue 1, 2009 Jan, p 104- 108.

236 [14] Dayoye D, Bekele Z, Woldemichael, et al. Domestic risk factors for wheeze
 237 in urban and rural Ethiopian Children. *QJM: An international Journal of Medicine*
 238 2004, 97(8):489-498. Doi.org/19.1093/qjmed/hch083.

239 [15] den Dekker HT, Sonnenschein van der Voort AM, Jaddoe VW, Reiss IK, de
 240 Jongste JC, Duijts L. Breastfeeding and asthma outcomes at the age of 6 years:
 241 The Generation R Study. *Pediatric Allergy and Immunology*. 2016;27(5):486-492.

242 [16] Hawlader MDH, Noguchi E, El Arifeen S, Persson LÅ, Moore SE, Raqib R,
 243 et al. Nutritional status and childhood wheezing in rural Bangladesh. *Public
 244 Health Nutrition* 2014;17(7): 1570–1577.

245 [17] Central Bureau of Statistics (CBS), UNICEF Sudan. 2016, Multiple Indicator
 246 Cluster Survey 2014 of Sudan, Final Report. Khartoum, Sudan: UNICEF and
 247 Central Bureau of Statistics (CBS), February 2016.

248 [18] Litonjua AA, Weiss ST. Vitamin D status through the first 10 years of life: A
 249 vital piece of the puzzle in asthma inception. *Journal of Allergy and Clinical*

Immunology 2017;139(2):459-461.

[19] Bountouvi E., Douros K., Papadopoulou A. Can Getting enough vitamin D during Pregnancy Reduce the Risk of Getting Asthma in Childhood?. *Frontiers in Pediatrics* 2017; 5(87): doi: 10.3389/fped.2017.00087.

[20] Asher I, Pearce N. Global burden of asthma among children. *The International Journal of Tuberculosis and Lung Disease* 2014; 18(11):1269-1278.

[21] Wander K, Shell-Duncan B, Brindle E, and O'Connor K. Hay fever, asthma, and eczema and early infectious diseases among children in Kilimanjaro, Tanzania. *American Journal of Human Biology* 2017 May 6;29(3).
Doi101002/ajhb.22957. Epub 2017 Jan 13. 2017 Wiley Periodicals. Inc.

[22] Haby MM, Peat JK, Marks GB, Woollock AJ, and Leeder SR. Asthma in Preschool Children Prevalence and risk factors. *Thorax* 2001; 56:589-595.

[23] Hamilton NA, Nelson C, Stevens N, Kitzman H. Sleep and psychological well-being. *Social Indicators Research* 2007;82(1):147-163.

[24] Irani F, Barbone J, Beausoleil J, Gerald L. Is asthma associated with cognitive impairments? A meta-analytic review. *Journal of clinical and Experimental Neuropsychology* 2017;39(10):965-978.

[25] Lochte L, Nielsen KG, Petersen PE, Thomas AE. Childhood asthma and physical activity: a systematic review with meta-analysis and Graphic Appraisal Tool for epidemiology assessment. *BMC Pediatrics*, 2016, 16:50, doi 101186/s12887-016-0571-4

[26] Eijkamans M, Mommers M, Draaisma JMT, Thijs C, Prins MH, Adrian V Hernandez, Editor. Physical Activity and Asthma: A systematic Review and Meta-Analysis. *PLoS One* 2012; 7 (12): e5077. Doi 10.1371/journal.pone.0050775.
PMID: 23284646

275 [27] Sánchez T, Castro-Rodríguez JA, Brockmann PE. Sleep-disordered
 276 breathing in children with asthma: a systematic review on the impact of
 277 treatment. *Journal of Asthma Allergy* 2016;9:83–91.

278 [28] Hunter SJ, Gozal D, Smith DL, Philby MF, Kaylegian J, Kheirandish-Gozal
 279 L. Effect of sleep-disordered breathing severity on cognitive performance
 280 measures in a large Community cohort of young school-aged children. *American*
 281 *Journal of Respiratory and Critical Care Medicine* 2016;194(6):739-747.

282 [29] Storm MA, and Silverberg JI. Asthma, hay fever, and food allergy are
 283 associated with caregiver-reported speech disorders in US children. *Pediatric*
 284 *allergy and Immunology* 2016 Sep; 27 (6): 604-611. Doi:10.1111/pai.12580.

285 [30] Erbas B, Jazayeri M, Lambert KA, Katelaris CH, Prendergast LA, Tham R,
 286 et al. Outdoor pollen is a trigger of child and adolescent asthma emergency
 287 department presentations: A systematic review and meta- analysis. *Allergy* 2018.
 288 doi: 10.1111/all.13407. Available from URL:
 289 <https://www.ncbi.nlm.nih.gov/pubmed/29331087>

290 [31] Beasley R, Semprini A, Mitchell EA. Risk factors for asthma: is prevention
 291 possible? *The Lancet* 2015;386(9998):1075-1085.