

Original Research Article

Effects of nano zinc oxide (ZnO) particles on germination of Maize (*Zea Mays*L.) seeds.

Abstract

The Lab experiments was conducted during *kharif* season of 2016-17 in laboratory of Department of Agronomy, Gandhi Krishi Vigyana Kendra (G.K.V.K), University of Agricultural Sciences (UAS), Bengaluru with different concentration of nano zinc oxide (800 ppm, 1000 ppm, 1200 ppm 1400 ppm and 1600 ppm) to assess the performance of maize seedling. Among the different concentration of nano zinc oxide 1000 and 1200 ppm recorded 100 percent germination of maize seeds. However, 1200 ppm nano zinc oxide recorded higher root length (6.5 cm), shoot length (3.9 cm) and seed vigor index (1040) compare to other concentrations. Lowest germination ~~were~~ was recorded under 1600 nano zinc oxide treatment (40 %).

Key words: Nano ZnO, Maize, Germination, SVI

Introduction:

Maize (*Zea mays* L.) is considered as “Queen of Cereals” because of its high production potential and wider adaptability and it is third most important cereal crop in the world after wheat and rice with an area of 182 million ha, production of 987 million tonnes and productivity of 5423 kg per ha [1]. In India, it is cultivated on an area of 8.55 million ha with a production of 22. 23 million tonnes and the productivity of 2600 kg per ha [1]. In Karnataka, it is cultivated on an area of 1.36 million ha with a production of 4.09 million tonnes with an average productivity of 3018 kg per ha [2].

Nano fertilizers emerging nutrient management tools in agriculture have potential to increase crop yield, nutrient use efficiency and farmer income with reduce environment pollution resulted from application of overdose of fertilizers in crop production. Nano fertilizers have high surface area, water solubility and penetrability which help to increase availability of nutrient to the crop plant from applied surface. Hence, it is visualized as a rapidly evolving field in nutrient management that has potential to revolutionize agriculture and food systems and improve the condition of the poor. Khodakovskaya *et al.* [3] and Ma *et al.* [4] suggested that nanoparticles efficacy depend on their size, surface area, composition and reactivity and interaction with plant surface interact with plants so the impact of engineered nanoparticles (ENPs) on plants physiology and morphology depends on the

32 composition, concentration, size, and physical and chemical properties of ENPs as well as
33 plant species.

34 The present study was taken up to investigate the promontory or inhibitory effects of
35 various concentrations of ZnO nanoparticles on germination of maize (*Zea Mays* L.) seeds.

36

37

38

39

40

41

42

43

Materials and methods

44 The Lab experiments was conducted during *kharif* season of 2016-17 in Petridis. The details of
45 material used and methodology adopted during the course of investigation entitled “effect of
46 nano zinc oxide (ZnO) particles on germination of maize (*Zea mays* L.) seeds”. The Lab
47 experiment was conducted in laboratory of Department of Agronomy, Gandhi Krishi Vigyana
48 Kendra (G.K.V.K), University of Agricultural Sciences (UAS), Bangalore - 560 065. Lab
49 experiment was conducted to assess the performance of maize seed treated with different
50 concentration of nanozinc oxide (800 ppm, 1000 ppm, 1200 ppm 1400 ppm and 1600 ppm).

Preparation of Particle Suspensions and Zinc Ion Solution

52 The nano particles were suspended directly in double distilled water (DDW) and dispersed by
53 using mechanical stirrer for 30 min. Small magnetic bars were placed in the suspensions for
54 stirring before use to avoid aggregation of the particles. Zinc ion (Zn^{2+}) solution was prepared
55 by dissolving zinc sulfate heptahydrate ($\text{ZnSO}_4 \cdot 7\text{H}_2\text{O}$) in DDW.

56 | **Seeds:** 10 maize seeds per petridish, observation ~~are~~ were recorded after 5 days of treatment
57 with nano zinc oxide solution.

58 **Treatments:** 800, 1000, 1200, 1400, 1600 ppm nano zinc oxide, 0.5 % $\text{ZnSO}_4 \cdot 7\text{H}_2\text{O}$ and
59 Deionized distil water.

60 **Vigour index** = Root length + Shoot length x Seed germination %.Abdul-baki and Anderson
 61 [5].

62

63 **Results and Discussion**

64 A lab experiment was conducted by using different concentration of nano zinc oxide in
 65 laboratory of Department of Agronomy, GKVK, UAS, Bengaluru, Karnataka using Petridisto
 66 assess the effect of nanoZnOon germination of maize seeds. Among the different
 67 concentration of nano zinc oxide 1000 and 1200 ppm recorded 100 percent germination of
 68 maize seeds. However, 1200 ppm nano zinc oxide recorded higher root length (6.5 cm), shoot
 69 length (3.9 cm) and seed vigor index (1040) compare to other concentrations (Table 1).

70


71

72

73 Table 1. Effects of nano zinc oxide on seedling growth of the maize

Treatments	Germination %	Root length (cm)	Shoot length (cm)	SVI
1600	40	3.55	2.7	250
1400	90	4.42	2.9	658.8
1200	100	6.5	3.9	1040
1000	100	5.37	2.55	792
800	90	5.35	3.42	789.3
ZnSO ₄	80	3.37	2.35	457.6
DI Water	60	3.45	3.4	411
CD (P=0.05)	6.81	0.11	0.19	6.09

74

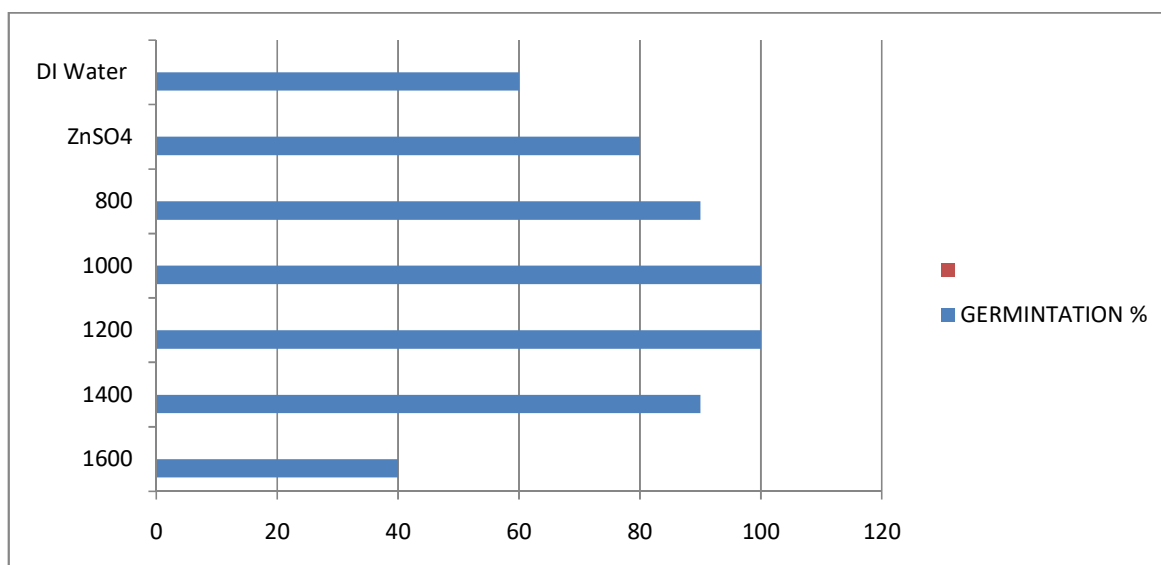


75

76 | Fig. 1: Effects of different concentration of nanoZnO on ~~maize~~-maize seedling 5 days after
 77 treatment

78 Under 1600 ppm nano zinc oxide treatment recorded lowest seed germination percentages,
 79 shoot length, root length and SVI compare to other nano zinc oxide concentration it might be
 80 due the inhibitory of effect of higher concentration of nano zinc oxide in Petridis on maize
 81 seeds result in reduce the germination % and other parameters of maize seedlings. Several
 82 researchreported that nano zinc oxides increase growth of the plant of different crops like
 83 Sedghiet *al.*[6] in soybean,

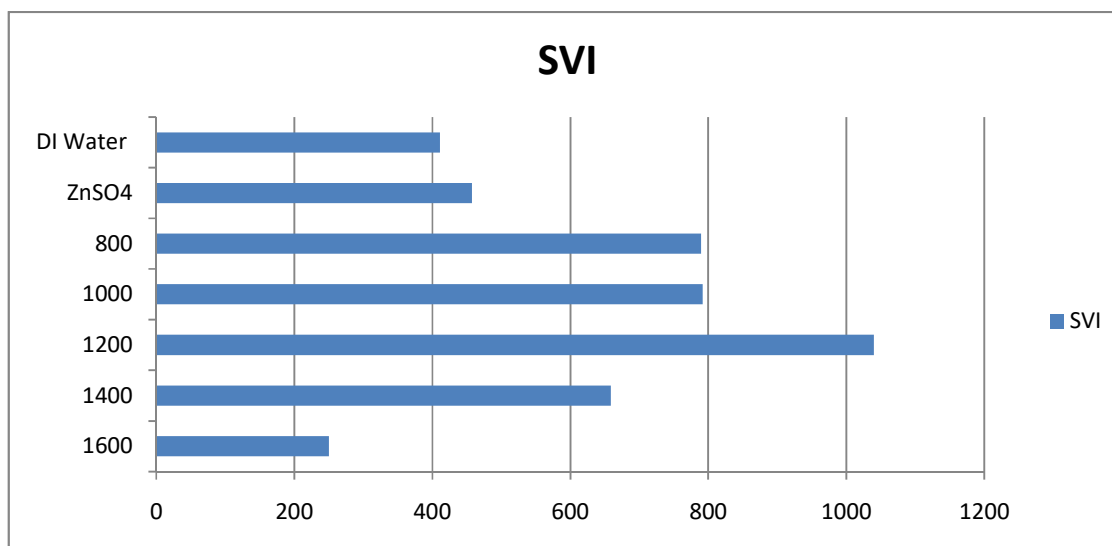
84



85

86 Figure 2: Effects of nano zinc oxide on seed germination of maize

87 Raskar and Laware [7] in onion, Ramesh *et al.* [8] in wheat and Prasad *et al.* [9] in peanut and
 88 many studies, increasing evidence suggests that zinc oxide nanoparticles (ZnONPs) increase
 89 plant growth and development. However, higher dose of ZnO nano particles inhibit the
 90 germination, growth of the plants which is depend on the concentration of the solution.



91

92 Figure 3: Effects of nano zinc oxide on seed vigor index of maize

93 Similarly deionised water recorded higher shoot length and root length compare to 0.5 %
 94 ZnSO₄ and 800 ppm nanoZnO treated Petridis, this might be due to the no inhibitory effect of
 95 the solution in case of DI water but due to lack of availability nutrient compare to 1000

&1200 ppm nanoZnO treatment it reported lower shoot length and root length.MeenaDharam Singh and B. N. Aravinda Kumar[10] and similar results were obtained by Rosa *et al.*, applied different concentrations of ZnOnano particles on tomato, alfalfa and cucumber and reported that seed germination was enhanced by nano particles of zinc oxide [11].Meena*et al.*, also suggested that nano particles have both positive and negative effects on the plant which is depends on concentration of the solution and type of the crop [12].

Conclusion:The salient finding of the experiment indicate the usefulness and effectiveness of nanoZnOfertilizers to enhance the germination and vigor of the maize seeds. Nanofertilizers perform better under lower concentration but under the situation of high fertilizers dose crop may require higher concentration of nanofertilizers. Overall 1000 and 1200 ppm nano zinc oxide performed well compare to other concentration of nano zinc oxide and control.

References

- [1] Anonymous, Directorate of Economics and Statistics, Department of Agriculture and Cooperation, Ministry of Agriculture, 2015, Govt. of India.
- [2] Anonymous, Directorate of Economics and Statistics, 2015, Govt. of Karnataka.
- [3] Khodakovskaya MV, de Silva K, Biris AS, Dervishi E. and Villagarcia H. Carbon nanotubes are able to penetrate plant seed coat and dramatically affect seed germination and plant growth. ACS Nano. 2012 ; 6(3):2128–2135.
- [4] Ma X., Geiser-Lee J., Deng Y. and Kolmakov A. Interactions between engineered nanoparticles (ENPs) and plants: phytotoxicity, uptake and accumulation. Sci Total Environ. 2010; 408(16):3053–3061.
- [5] Abdul-baki and Anderson. Relationship between decarboxylation of glutamic acid and vigour in soybean seed. Crop Sci. 1973;13: 222-226.
- [6] Sedghi M., Hadi M. and Toluie S. G. Effect of nano zinc oxide on the germination of soybean seeds under drought stress. Ann West Uni Timisoara Ser Biol. 2013; XVI 2:73–78.
- [7] Raskar S. V. and Laware S. L. Effect of zinc oxide nanoparticles on cytology and seed germination in onion. Int J Curr Microbiol App Sci. 2014; 3:467–473.
- [8] Raliya R. and Tarafdar J. C. ZnO Nanoparticle Biosynthesis and Its Effect on Phosphorous-Mobilizing Enzyme Secretion and Gum Contents in Clusterbean (Cyamopsis tetragonoloba L.). Agric Res. 2013; 2:48–57.

- 128 [9] Prasad T. N. V. K. V., Sudhakar P., Sreenivasulu Y., Latha P., Munaswamy V., Reddy K.
129 R.,Sreeprasad T. S. P., Sajanlal R. and Pradeep T.Effect of nanoscale zinc oxide particles on
130 the germination,growth and yield of peanut.J Plant Nutr.2012; 35(6):905–927.
- 131 [10] Meena D. S. and B. N. AravindaK.Bio Efficacy of nano zinc sulphide (Zns) on growth
132 And yield of sunflower (*Helianthus Annuus* L.) and nutrient status in the soilInt. J. Agri.Sci.
133 2017;
134 9 (6), 3795-3798.
- 135 [11]DeRosa MC, MonrealC,Schnitzer M, Walsh R, Sultan Y. Nanotechnology in fertilizers.
136 Nat Nanotechnol. 2010; 5:91. doi:10.1038/nnano.2010.2.
- 137 [12] Meena D. S., Gautam C., Patidar O. P., Meena H. M., Prakasha G. And
138 Vishwajith.Nano fertilizers is a new way to increase nutrients use efficiency in crop
139 production. Inter. J. Agri. Sci. 2017; 9 (7), 3831-3833.