UNDER PEER REVIEW

Original Research Article

Three dimensional MHD Casson fluid flow over an exponential stretching sheet with the effects of heat generation and mixed convection.

ABSTRACT

Steady flow of three dimensional Casson fluid is discussed. We have considered the effects of heat generation and mixed convection. Also assumed that the effect of MHD in the fluid. Similarity transformations are used to convert the partial differential equations to set of ordinary differential equations. These equations are solved by applying Keller Box method. The effects of Magnetic parameter, mixed convection parameter, heat source/sink, Casson parameter, ratio parameter are investigated on the velocity and temperature profiles graphically.

Key words: Magnetohydrodynamic (MHD), Casson fluid, Mixed convection, Heat generation.

1. Introduction

The study of MHD, boundary layer flow has many applications in industrial fields. Magnetohydrodynamic is the study of Magnetic properties of electrically conducting fluids. Some examples are plasma, liquid metals and salt water. The field of MHD was discussed by Hannes Alfven [1]. Magnetic fields play a key role in star formation. Ali et al [2] discussed MHD boundary layer flow and heat transfer over a stretching sheet with induced magnetic field. M. Turkyilmazoglu [3] and Kartini Ahmad et al [4] explained three dimensional MHD flow and heat transfer over a stretching sheet with various physical effects. Crane [5] discussed on stretching sheet. Casson fluid is one type of non Newtonian fluid. Casson fluid can be defined as a shear thinning liquid which is supposed to have an infinite viscosity at zero rate of shear and a yield stress under which no flow occurs and zero viscosity at an infinite rate of shear. If yield stress greater than the shear stress is applied to the fluid, it behaves like solid. If yield stress less than the shear stress then fluid starts move. Honey, soup, concentrated juices are few examples of Casson fluid. 3D Casson fluid flow past a linearly stretching sheet is investigated by G. Mahantha et al and S.Nadeem et al [6-7].

Magyari and Keller [8] explained heat and mass transfer in the boundary layers on an exponentially stretching continuous surface. Mixed convection heat transfer on exponential stretching sheet with magnetic field investigated by Pal D [9]. Nadeem et al [10] described MHD flow of a Casson fluid on exponential shrinking sheet. Three dimensional MHD flow of Casson fluid in porous medium with heat generation is described by S.A.Shehzad [11]. We have useful applications for different heat source/sink arrangements. Krishnendu

UNDER PEER REVIEW

Bhattacharyya [12] explained the effect of heat source/sink on MHD flow over a shrinking sheet. F.M Hady [13] described the effects of heat source/sink on MHD viscoelastic fluid. Generalized three dimensional flow due to a stretching surface is explained by Ariel P.D [14]. Liu IC et al [15] described the flow and heat transfer for three dimensional flow over an exponentially stretching surface. MHD boundary layer flow of Casson fluid with thermal radiation on exponential stretching sheet is derived by S Mukhopadhyay et al [16]. P.K Kameswarn [17] investigated Dual solutions of Casson fluid flow over a stretching sheet. Chamkha A.J [18] described Hydromagnetic three dimensional free convection on a vertical stretching sheet with heat generation.

2. Mathematical Formulation

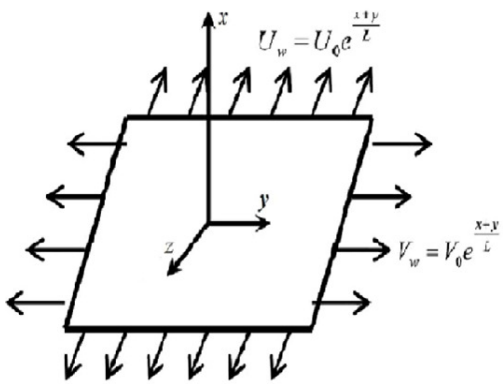

Fig1.

Let us consider a three dimensional steady, laminar, incompressible MHD mixed convection flow of a Casson fluid over an exponential stretching sheet. The sheet is stretched with the velocities $U_w = U_0 e^{\frac{x+y}{L}}$ and $V_w = V_0 e^{\frac{x+y}{L}}$ along the xy plane as shown in the above Fig1. Where U_0, V_0 are constants. The fluid is located along the z-axis. The uniform magnetic field is applied in the direction perpendicular to the flow. A heat source/sink placed within the flow to allow for heat generation or absorption effects.

Consider u, v, w as velocity components in the directions of x, y and z respectively in the flow field. The governing equations of continuity, momentum, energy are given by

$$\frac{\partial u}{\partial x} + \frac{\partial v}{\partial y} + \frac{\partial w}{\partial z} = 0 \tag{1}$$

$$u\frac{\partial u}{\partial x} + v\frac{\partial u}{\partial y} + w\frac{\partial u}{\partial z} = \upsilon(1 + \frac{1}{\beta})\frac{\partial^2 u}{\partial z^2} + g\beta_T(T - T_\infty) - \frac{\sigma B^2}{\rho}u \tag{2}$$

$$u\frac{\partial v}{\partial x} + v\frac{\partial v}{\partial y} + w\frac{\partial v}{\partial z} = \upsilon(1 + \frac{1}{\beta})\frac{\partial^2 v}{\partial z^2} - \frac{\sigma B^2}{\rho}v \tag{3}$$

$$u\frac{\partial T}{\partial x} + v\frac{\partial T}{\partial y} + w\frac{\partial T}{\partial z} = \alpha\frac{\partial^2 T}{\partial z^2} + \frac{Q_1}{\rho C_P}(T - T_\infty) \tag{4}$$

UNDER PEER REVIEW

where ρ is the density of the fluid, σ is the electrical conductivity, υ is the kinematic viscosity, $B = B_0 e^{\frac{x+y}{2L}}$ is the dimensional magnetic induction, $\alpha(=\frac{K}{\rho C_p})$ is the thermal diffusivity, K is the thermal conductivity, C_p is the specific heat capacity at constant pressure, T_∞ is the free stream temperature, $Q_1 = Q_0 e^{\frac{x+y}{L}}$ is the dimensional heat generation. The boundary conditions considered are defined as

$$u = U_w,\ v = V_w,\ w = 0,\ T = T_w \qquad at\ \ z = 0\ .$$

$$u \to 0,\ \ v \to 0,\ T \to T_\infty \qquad as\ \ z \to \infty.$$

Where $U_w = U_0 e^{\frac{x+y}{L}}$, $V_w = V_0 e^{\frac{x+y}{L}}$, $T_w = T_\infty + T_0 e^{\frac{x+y}{2L}}$, T_w is the temperature of the fluid.

Introducing the similarity transformations

$$\eta = \sqrt{\frac{U_0}{2\upsilon L}} e^{\frac{x+y}{2L}} z\ \ ,\ u = U_0 e^{\frac{x+y}{L}} f'(\eta)\ ,\ v = U_0 e^{\frac{x+y}{L}} g'(\eta)\ \ ,\ T = T_\infty + T_0 e^{\frac{x+y}{2L}} \theta(\eta)\ ,$$

$w = -\sqrt{\frac{\upsilon U_0}{2L}}\ e^{\frac{x+y}{2L}}(f + \eta f' + g + \eta g')$ in to the equations (2) & (3) & (4) we get

$$(1 + \frac{1}{\beta}) f''' + (f + g) f'' - M f' + 2\lambda\theta = 0, \tag{5}$$

$$(1 + \frac{1}{\beta}) g''' + (f + g) g'' - M g' = 0, \tag{6}$$

$$\frac{1}{Pr}\theta'' - [(f' + g')\theta + (f + g)\theta'] + 2Q\theta = 0. \tag{7}$$

Where M = $\frac{2\sigma {B_0}^2}{\rho U_0}$ is the magnetic parameter, Pr = $\frac{\nu}{\alpha}$ is the Prandtl number, λ = $\frac{Gr_x}{{Re_x}^2}$ is the mixed convection parameter, Re = $\frac{U_{0L}}{\nu} e^{\frac{x+y}{L}}$ is the Local Reynolds number, $Gr_x = \frac{g\beta_T(T_w - T_\infty)x^3 L}{\nu^2}$ is the Local Grashoff number, $Q = \frac{2Q_0}{\rho U_0 C_p}$ is the local heat source (or sink) parameter.

The boundary conditions are reduced to

η=0: $f'(\eta) = 1, g'(\eta) = C, f(\eta) = 0, g(\eta) = 0, \theta(\eta) = 0.$

η→∞ : $f'(\eta) = 0, g'(\eta) = 0, \theta(\eta) = 0.$

Here $C = \frac{V_0}{U_0}$ is the ratio parameter. The skin friction coefficient along the directions of x and y are $C_{fx} = \frac{2\tau_w}{\rho {U_w}^2}[C_{fx} {Re_x}^{1/2} = (1 + \frac{1}{\beta}) f''(0)]$, $C_{fy} = \frac{2\tau_w}{\rho {V_w}^2}[(\frac{x}{y}) C_{fy} {Re_x}^{1/2} = C\left(1 + \frac{1}{\beta}\right) g''(0)]$. $Nu_x = \frac{x q_w}{k(T_w - T_\infty)}$ [$\sqrt{2}Nu_x = -(\frac{x}{L}) Re^{1/2}\theta'(0)$] is the local Nusselt number, where $q_w = -K\left(\frac{\partial T}{\partial z}\right)_{z=0}$ is the rate of heat transfer.

UNDER PEER REVIEW

3. Method of solution:

The governing equations with boundary equations are solved numerically by using finite difference scheme known as Keller box method which is described by Cebeci and Bradshaw [19]. This method involves the following steps.

Step1: Reducing higher order ODEs (systems of ODES) in to systems of first order ODEs.

Step2: Writing the systems of first order ODEs into difference equations using central difference scheme.

Step3: Linearizing the difference equations using Newton's method and writing it in vector form.

Step4: Solving the system of equations using block elimination method.

4. Numerical Discussions:

In this study to obtain numerical solution we have used Matlab software and the step size we considered as$\Delta\eta = 0.01$. The following Table1 shows that the comparison between values of the skin friction coefficient by present method and that of Nadeem et al [20] in the absence of Pr, λ and Q.

Table 1: Comparison of results for $-\left(1+\frac{1}{\beta}\right)f''(0)$ and $-\left(1+\frac{1}{\beta}\right)g''(0)$ with previous available data.

M	β	Nadeem et al (When C=0.5)		Present method (when C=0.5)	
		$-\left(1+\frac{1}{\beta}\right)f''(0)$	$-\left(1+\frac{1}{\beta}\right)g''(0)$	$-\left(1+\frac{1}{\beta}\right)f''(0)$	$-\left(1+\frac{1}{\beta}\right)g''(0)$
10	1	4.7263	2.3276	4.7262	2.3276
	5	3.6610	1.8030	3.6611	1.8032
	∞	3.3420	1.6459	3.3420	1.6459

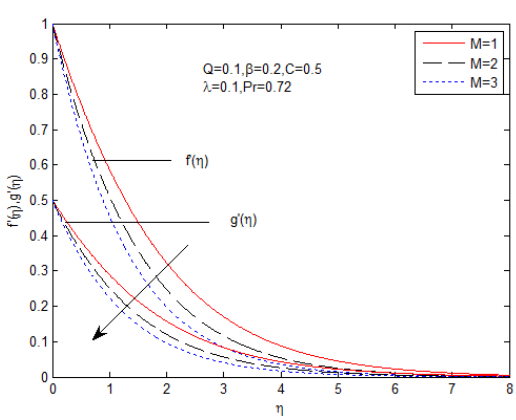

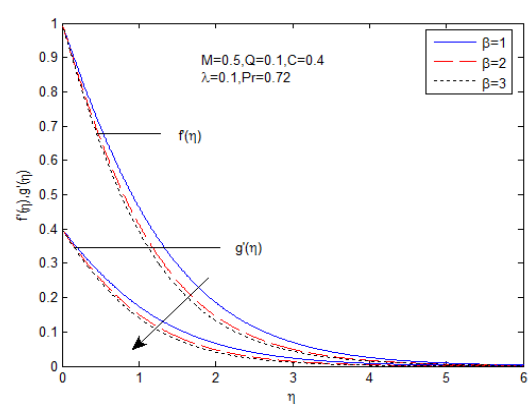

UNDER PEER REVIEW

Fig 2: Velocity profile for various values of M

Fig 3: Velocity profile for various values of β

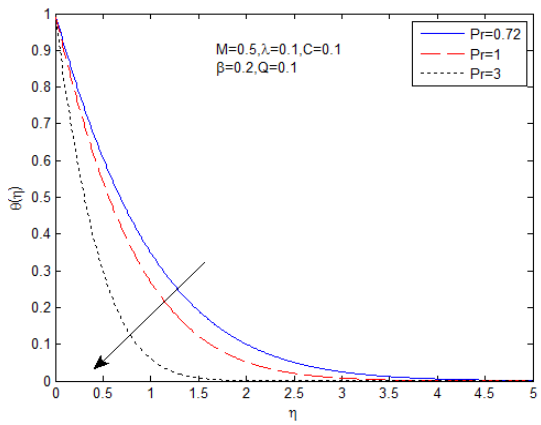

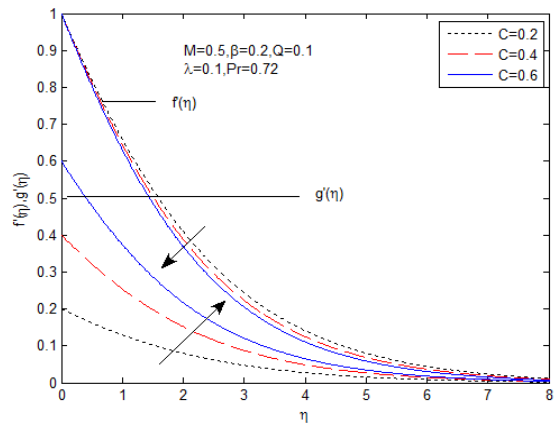

Fig 4: Temperature profile for various values of Pr

Fig 5: Velocity profile for various values of C

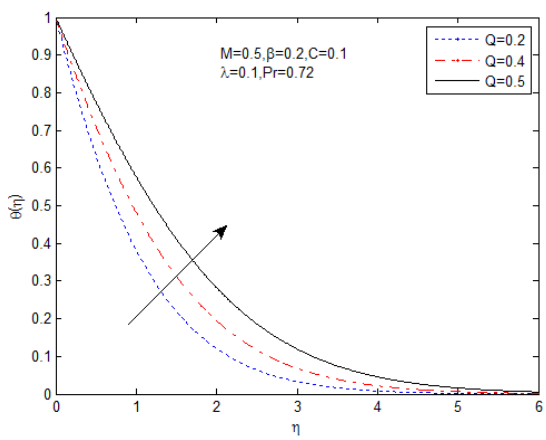

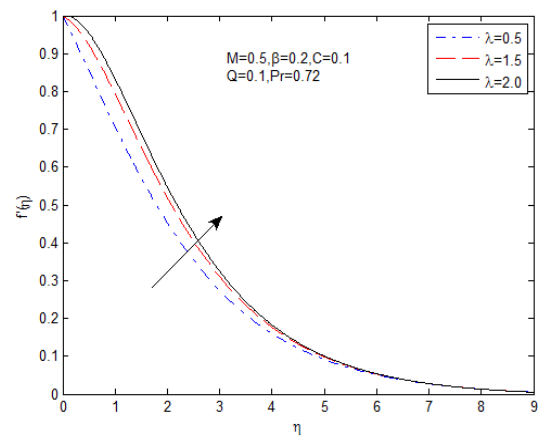

Fig 6: velocity profile for various values of Q

Fig 7: Velocity profile for various values of λ

Results and Discussion:

In this paper, we used the values of parameters M=0.5, Pr=0.72, λ=0.1, Q=0.1, β=0.2, C=0.1 for throughout numerical computations unless otherwise mentioned.

Fig2 illustrates the influence of magnetic parameter M on the velocities$f'(\eta)$ and $g'(\eta)$. As The value of M increases, velocity decreases due to Lorentz force. Therefore the boundary layer thickness decreases. Fig3 shows that increasing values of Casson parameter β caused a decrease in the velocity profiles$f'(\eta)$ and $g'(\eta)$. Therefore we analyzed that the velocities of the fluid and their boundary layer thicknesses are decreasing functions of β. Fig4 explains that the effect of Prandtl number on the temperature profile. Fig3 illustrates that the effect of Prandtl number on the temperature profile. The fluids with high Prandtl number have low thermal diffusivity. Increasing the Prandtl number gives rise to a decrease in temperature.

UNDER PEER REVIEW

Fig5 depicts the effect of velocity ratio parameter C on$f'(\eta)$ and $g'(\eta)$. An increase in ratio parameter decreases the boundary layer thickness for $f'(\eta)$ and increases in$g'(\eta)$. Physically when C increases the stretching rate increases in the y-direction. Thus the velocity increases in the y direction. Her C=0 represents two dimensional case. If C=1 the behaviour of the flow along both the directions is same.

Fig6 shows that effect of heat source (or sink) parameter Q on temperature profile. In general heat generation parameter in the fluid increases the temperature. Therefore we have seen that an increase in Q enhances the thermal boundary layer thickness and temperature. Fig7 demonstrates that influence of the mixed convection parameter λ on the profile of velocity. It is observed that the velocity profile increases as the value of the λ increases due to buoyancy effect.

5. Conclusions:

The numerical solutions of three dimensional MHD Casson fluid flow over an exponential stretching sheet with the effects of different parameters were discussed. From the graphical representations, we have the following observations.

- The velocity increases with increasing values of the magnetic parameter M and Casson parameter β on$f'(\eta)$ and $g'(\eta)$.
- An increase in the Prandtl number Pr decreases the temperature profile.
- With increasing values of the ratio parameter C decreases the velocity profile $f'(\eta)$ and increases the velocity profile$g'(\eta)$.
- Increase in heat source (or sink) parameter increases the temperature.
- The velocity profile increases, as the value of λ increases.

REFERENCES

[1] Alfven, H 1962, Existence of electromagnetic hydrodynamic waves, Nature 150, pp.405–406.

[2] Ali, F.M., Nazar, R., Arifin, N.M & Pop. I, 2011, MHD boundary layer flow and heat transfer over a stretching sheet with induced magnetic field, Heat and Mass Transfer, 47, pp.155-162.

[3] M. Turkyilmazoglu 2014, Three dimensional MHD flow and heat transfer over a stretching/shrinking surface in a viscoelastic fluid, International Journal of Heat and Mass transfer, 78, pp.150–155.

[4] Kartini Ahmad, Roslinda Nazar, 2011, MHD three dimensional flow and heat transfer over a stretching surface in a viscoelastic fluid, Journal of Science and Technology, 3(1).

[5] L J Crane, 1970, Flow past a stretching plate, ZAMP, 21(4), pp.590–595.

[6] G. Mahanta, S. Shaw, 2015, 3D Casson fluid flow past a linearly stretching sheet, Alexandria Engineering Journal, 54, pp 653-659.

UNDER PEER REVIEW

[7] S. Nadeem, Rizwan UI Haq, Noveen Sher Akbar, Z.H. Khan, 2013, MHD three dimensional Casson fluid flow past a porous linearly stretching sheet, Alexandria Engineering Journal, 52, pp 577-582.

[8] Magyari E, Keller B, 1999, Heat and mass transfer in the boundary layers on an exponentially stretching continuous surface, Journal of physics D, 32, pp 577-585.

[9] Nadeem S, Haq R.U, Lee C, 2012, MHD flow of a Casson fluid over an exponentially shrinking sheet, Scientia Iranica, 19, pp 1550-1553.

[10] Pal D, 2010, Mixed convection heat transfer in the boundary layers on an exponentially stretching surface with magnetic field, Applied Mathematics and Computation, 217, pp 2356-2369.

[11] Sabir Ali Shehzad, T.Hayat, Alsaedi, 2016, Three dimensional MHD flow of Casson fluid in porous medium with heat generation, Journal of Applied fluid Mechanics, 9(1), pp 215-223.

[12] Krishnendu Bhattacharyya, 2011, Effects of heat source/sink on MHD flow and heat transfer over a shrinking sheet with mass section, Chemical Engineering Research Bulletin, 15, pp 12-17.

[13] F.M.Hady, R.A.Mohamed, Hillal M.Elshehabey, 2013, Thermal Radiation, Heat source/sink and work done by deformation Impacts on MHD viscoelastic fluid over a non linear stretching sheet, WJM, 13(4), pp 203-214.

[14] Ariel P.D, 2003, Generalized three dimensional flow due to a stretching surface, Z. Angew. Math. Mech, 83, pp 844-852.

[15] Liu Ic, Wang HH, Peng YF, 2013, Flow and heat transfer for three dimensional flow over an exponentially stretching surface, Chem Eng Comm, 200, pp 253-268.

[16] S. Mukhopadhyay, I. C. Moindal, T.Hayat, 2014, MHD boundary layer flow of Casson fluid passing through an exponentially stretching permeable surface with thermal radiation, Chin. Phys. B, 23, pp 1056-1674.

[17] P. K. Kameswarn, S. Shaw, P. Sibanda, 2014, Dual solutions of Casson fluid flow over a stretching or shrinking sheet, Sadhana, 39, pp 1573-1583.

[18] Chamkha A. J, 1999, Hydromagnetic three dimensional free convection on a vertical stretching surface with heat generation or absorption, Int. J. Heat fluid flow ,20, pp 84-92.

[19] T Cebeci, P Bradshaw, 1984, Physical and computational aspects of convective heat transfer, Springer.

[20] S. Nadeem, Rizwan Ul Haq, Noreen Sher Akbar, Z.H. Khan, 2013, MHD three-dimensional Casson fluid flow past a porous linearly stretching sheet, Alex. Eng. J, 52, pp 577–682.