

# **The Effect of Different Pear Rootstocks on the Performance of Pear Cultivars Grown in Semi-Arid Climatic and High Calcareous Soil Conditions**

## **ABSTRACT**

Rootstocks in fruit growing affect the performances of the cultivated varieties which have been overgrown, such as tree growth, yield, earliness, fruit quality, flowering, fruit setting, the content of nutrients in leaves and fruits. In this study, in summer very high temperatures seen in the GAP Region (Sanliurfa-Turkey), and high lime soil conditions with a ratio in wild quince seedling, clonal Quince A (*Cydonia oblonga* Mill.) and BA 29 (*Cydonia oblonga* Mill.) some pear cultivars budded on rootstocks performance was studied. In the study, some pomological and phenological characteristics of 6 pear cultivars (Abbe Fetel, Akça, Bella di Giugno, Coscia, Deveci, and Dr. Jules Guyot) planted in 2004 in Sanliurfa conditions were determined. Bud swell and bud bursting occurred on different rootstocks in March, and flowering occurred in April. Among the pear cultivars, the earliest flowering cultivar of pear was Akça (27 March), while the earliest fruit ripens variety was Bela di Giugno (01 July). Among the varieties, The latest fruit ripening was determined in the Deveci cultivar. Among the pear varieties studied, the heaviest (451.16 g), the widest (92.28 mm) and the largest volume (428.39 cm<sup>3</sup>) of fruits were Deveci on the clonal Quince A rootstock, while the longest fruit was Abbe Fetel (114.64 mm) and the highest fruit flesh firmness was determined Deveci cultivar (19.22 kg/cm<sup>2</sup>) budded on seedling rootstock. The total soluble solid matter content in the cultivars varied from 13.50-15.95% and the titratable acid content varied from 0.33-0.56%.

*Keywords: Pear, pear rootstocks, Pyrus communis L., Cydonia oblonga, BA 29, pear phenology, pear pomology*

## **1. INTRODUCTION**

Anatolia is one of the main gene centers of pear which spread in a wide region over the world of Middle Eastern Europe to Anatolia, Caucasia, and Turkistan. It is reported that there are more than 600 kinds of pears in Anatolia [1, 2]. Pear, which is more sensitive to cold weather than apple, has spread to wide regions in the world. The most important factor limiting pear cultivation is the late spring frosts. Pear is more resistant to high temperatures and drought than apples. Pears can grow up to 55° latitude in the northern hemisphere [2].

In order to increase pear cultivation in many countries in the world, researches are being carried out on a variety of pears in order to determine whether the varieties are suitable to be

cultivated in that region. It is highly necessary to ensure the introduction of various kinds of promising pear cultivars in the world. It is also necessary to find different provinces or regions in our country in different regions of our country and to determine their adaptation situations in different ecologies.

The time and duration of developmental stages of a fruit cultivar vary depending on the region and the location. It is not possible to apply the results of the phenological observations made for the determination of the developmental stages of the plants to all the regions or locations where fruits are planted. The ecology of the region, i.e. environmental conditions, has a great effect on phenological observations. Therefore, in order to determine suitable varieties for a region, it is necessary to carry out research in that region where fruit growing or fruit cultivars thought to be extended are often not sufficient. Identification of suitable rootstocks for varieties in the same region, that is to say, determination of the suitable rootstock for the region is also very important.

In pear production; wild pear seedlings, wild quince seedlings, some pear and quince (*Cydonia oblonga*) cultivars, some clonal quince (Quince A, B, C, BA 29), and some other *Pyrus* species are used as rootstocks. In Turkey, pear seedlings, wild quince seedlings, cultivated quince seedlings and wild pear (*Pyrus elaeagnifolia*) are used as rootstocks in pear growing [3].

Quince rootstocks (*Cydonia oblonga*) group (MA, MC and BA 29) are extensively used as a dwarfing rootstock for pear in Western Europe [4, 5]. Quince rootstocks are a good fruiting rootstock for pears because of their induces early, regular cropping, good fruit size and quality, easily propagated (especially stoolbed), reduced tree growth, and sufficiently cold hardy properties [5].

In the USA, the use of quince as a rootstock for pear trees is limited due to susceptibility to fireblight, winter injury and low tolerance for alkaline soils [6]. Reil et al. [7] reports that Comice pear on Quince BA-29 rootstock produces a favorable short wide fruit with a large diameter, while scions of cv. Winter Nelis, Bartlett and the Old Home crosses produce a less desirable long narrow fruit.

Quince BA-29 rootstock as tolerant of heavy soils, wet soil, and root lesion nematode, with good resistance to crown gall and moderate tolerance to pear decline. Less desirable features of the BA 29 rootstock include low susceptibility to fire blight and chlorosis, and a fair anchorage rating, due to the quince shallow root system [7, 8].

An important factor limits the extensive use of quince as a pear rootstock is poor compatibility with the popular scions Bartlett and Bosc, necessitating an interstem graft with a compatible pear cultivar such as Comice or Hardy [9].

Although Şanlıurfa province has suitable ecological conditions for many fruit species or varieties, pistachios are grown alone as the leading product. The number of almond, olive, pomegranate and apricot covered gardens has increased significantly in recent years. In addition to these types, there are also apple and pear gardens. Apple and pear are mostly grown as hobby gardens to meet family needs. In this study, the phenological and pomological characteristics of some native and foreign pear varieties grown on different rootstocks in the ecological conditions of Şanlıurfa were determined. It was also aimed to produce these varieties in the future.

## 2. MATERIAL AND METHODS

### 2.1. Site description

The experiment was carried out at the Harran University Pome Fruit Research Station in Şanlıurfa, Turkey (37°10' N, 38°59' E; alt. 520 m) during 2013-2014. Şanlıurfa province has semi-arid climate features with cold and wet during the winter and very hot and dry in the summer seasons. During the experiment, the air temperatures were in average 29.9 °C in summer and 9.4 °C in winter, while annual precipitation ranged between 355-447 mm, mainly concentrated between the months of November and April (Figure 1). The average relative humidity is at the level of 52.2%. Relative humidity is the highest (66%) ratio in January and in July is the lowest (36%) level. The orchard was established in a calcareous (21.5% total carbonates and 10.7% active lime), alkaline and clay-loam textured soil. The physical and chemical characteristics of the soil were clay 58.5%, silt 18.5% and sand 21%, with the low level of organic matter (1.16%), pH 7.92 (in 1M KCl), and optimum concentrations of available P (80 mg kg<sup>-1</sup>), K (160 mg kg<sup>-1</sup>), Mg (50 mg kg<sup>-1</sup>), and Fe (DTPA-extractable Fe:1.45 mg kg<sup>-1</sup>) in the **topsoil** layer (0–40 cm).

## 2.2. Plant material and experimental design

The **experiment** was carried out on 8-years **old** 'Akça', 'Coscia', 'Deveci' and 'Dr. Jules Guyot' on wild quince seedlings (*Cydonia oblonga* Mill.), 'Abbe Fetel' on BA 29 (*Cydonia oblonga* Mill.), and 'Bella di Giugno' and 'Deveci' pear cultivars on **Quince A** (*Cydonia oblonga* Mill.) rootstocks. All pear trees were planted at 5 x 5 m (400 trees ha<sup>-1</sup>) distance in December 2004 with 1-year-old scions and trained as a central leader system. **The experiment was conducted in completely randomized desing with 3 replications x 3 trees per replicate.**

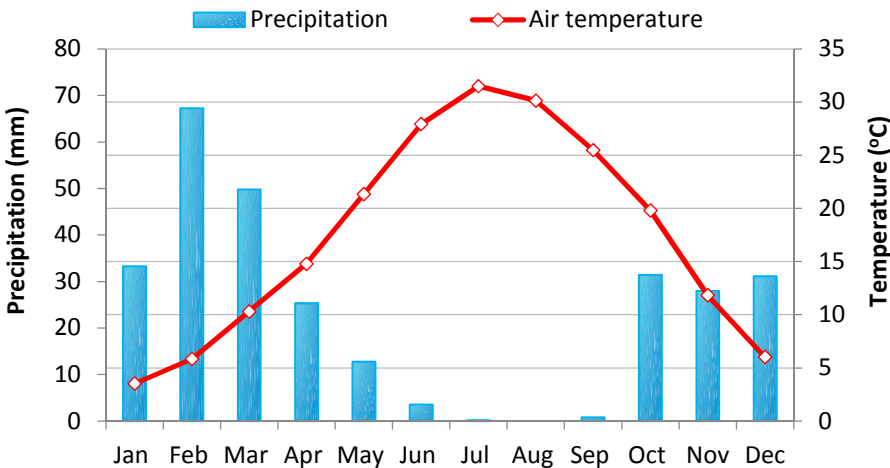


Fig. 1. Seasonal temperature and rainfall patterns of the experimental orchard

## 2.3. Cultural treatments

Irrigation of the orchard was carried out using a computerized drip irrigation system. Irrigation frequency was two times per week from May to October each season according to regional recommendations using **a** class-A pan. Each treatment (tree) received the same total amount of water in each season. All treated trees were similarly fertigated with essential minerals using the fertigation method. No foliar application of nutrients was made to these

111 trees. Thinning of flowers or fruitlets was not carried out during the experiment. Weed,  
112 disease, and insect control were managed using the practices that were commonly used for  
113 commercial production, and all the treatments were under the identical management. A  
114 copper spray was put on at budbreak to protect the trees from fireblight.

115

## 116 2.4. The phenological observations

117 Bud swelling, bud burst, the the beginning of flowering, full bloom, end of flowering, and  
118 harvesting times of the fruits were determined.

119

## 120 2.5. Data collection on fruit quality characteristics

121 Some pomological features of cultivars were also evaluated by measuring of fruit weight (g),  
122 fruit diameter (mm), fruit length (mm), fruit volume (cm<sup>3</sup>), fruit firmness (lb cm<sup>-2</sup>), total soluble  
123 solids (TSS) (%), pH and titratable acidity (TA) (%). For the analyses of fruit quality  
124 characteristics, the total fruit was graded according to size. Ten fruit from the bulk group  
125 were taken as a representative sample for further analyses. The important fruit traits such as  
126 individual fruit weight, fruit diameter, fruit length, fruit volume, flesh firmness etc. were  
127 measured. Fruit flesh firmness was measured on opposite sides of the fruit with skin  
128 removed by using Effegi penetrometer (model. FT-327; McCormick Fruit Tech, Yakima, WA)  
129 with an 11 mm diameter tip and expressed in terms of lb force. The total soluble solids (TSS)  
130 (%) was measured with a hand Atago refractometer (expressed as %). Titratable acidity of  
131 fruit juice was measured by titrating fruit juice against 0.1N NaOH at pH 8.1 and was  
132 expressed as percent malic acid.

133

134

## 135 2.6. Statistical analysis

136

137 One-way ANOVA was carried out with JMP 8.0 software package program. Analyses of  
138 variance were performed on all the data collected. Percentage data were subjected to  
139 arcsine transformation before analysis, to provide a normal distribution. Differences between  
140 means were evaluated separately for each season using Duncan's multiple range test at  $P \leq$   
141 0.05.

142

## 143 3. RESULTS AND DISCUSSION

144

145 According to the results of phenological observations made on different pear varieties  
146 planted on different rootstocks between 2013 and 2014, while bud swell and bud burst in  
147 pear varieties occurred in March, the first flowering (except for the Akça cultivar), complete  
148 flowering and end of flowering occurred in April (Table 1).

149 In the pear varieties used in the experiment, bud swelling occurred between March 5 and  
150 March 14, bud burst occurred between March 13 and March 20, first flowering occurred  
151 between March 27 and April 5, full flowering occurred between April 5 and April 11 and the  
152 end of flowering occurred between April 11 and April 16.

153 When the varieties in terms of harvest dates were examined, it was observed that the Bella  
154 di Giugno ripened the earliest (July 1) and the Deveci <sup>(1)</sup> ripened the latest (November 16)  
155 and the harvest dates of other varieties were between these two varieties.

156

157

**Table 1. Phenological observation results of some pear varieties budded on different rootstocks (2013-2014)**

Cultivars	Bud swelling	Bud burst	First bloom	Full bloom	End of flowering	Fruit maturation
Akça <sup>(1)</sup>	8 March	13 March	27 March	5 April	11 April	22 July
Coscia <sup>(1)</sup>	13 March	16 March	3 April	9 April	15 April	8 August
Deveci <sup>(1)</sup>	14 March	20 March	5 April	11 April	16 April	16 Nov.
Dr. Jules Guyot <sup>(1)</sup>	13 March	16 March	4 April	9 April	15 April	17 Sept
Abbe Fetel <sup>(2)</sup>	5 March	13 March	1 April	6 April	11 April	16 Oct.
Bela di Giugno <sup>(3)</sup>	13 March	16 March	1 April	7 April	13 April	1 July
Deveci <sup>(3)</sup>	13 March	20 March	4 April	10 April	16 April	13 Nov.

<sup>(1)</sup>: Budded on quince seedling, <sup>(2)</sup>: Budded on BA 29 rootstock, <sup>(3)</sup>: Budded on Quince A rootstock.

In his research carried out in order to determine the suitable domestic and foreign pear varieties to the Aegean Region, Ercan [10] tested 18 cultivars of pear in Aegean Agricultural Research Institute. According to the results of the phenological observations made on the experimental varieties, bud swelling occurred between March 1 and March 3, bud burst occurred between March 20 and March 25, the first flowering 16 March- 1 April, full flowering 27 March- 15 April and the end of flowering 26 March-22 April. The varieties were harvested in a period of 4 months between June and September.

In Akca and Deveci pear varieties grown in Diyarbakır conditions, bud swelling occurred between March 20 and March 22, first flowering on April 9 and April 11, full flowering on April 16 and April 21, and fruit ripening on July 24 and September 3, respectively [11].

Akçay et al. [12] reported that in Yalova conditions, the Akça pear cultivar reached the harvest stage in the first week of July and the Deveci cultivar reached the harvest stage in the first half of October.

Ertürk et al. [13] used varieties of Beurre Precoce Morettini, Coscia, Deveci, Santa Maria and Williams planted on Quince A. This study, the carried out in order to determine pear varieties suitable to the conditions of Ispir district of Erzurum province. According to the results of the phenological observations on the varieties used in the experiment between 2005 and 2008, it was determined that the bud swelling occurred between April 2 and April 17, full flowering between April 23 and May 7, and harvest dates were between August 24 and November 4.

The fruit characteristics of varieties are given in Table 2 and Figure 2. In terms of fruit weight, Deveci/Quince A pear cultivar was the first with 451.16 g, while this variety was followed by Dr. Jules Guyot with 335.70 g., Deveci/quince seedling with 305.81 g and Abbe Fetel with 300.14 g. The Bela di Giugno variety is the smallest pear with 74.22 g.

Significant differences were also found between fruit varieties in terms of fruit width measurements. The highest value was found in the Deveci/Quince A variety with 92.28 mm and the lowest value was found in the Bela di Giugno range with 50.80 mm. When the fruit height values were examined, the highest fruit size was measured at 114.64 mm in the Abbe Fetel variety and the lowest fruit size was measured in the Bela di Giugno with 76.58 mm.

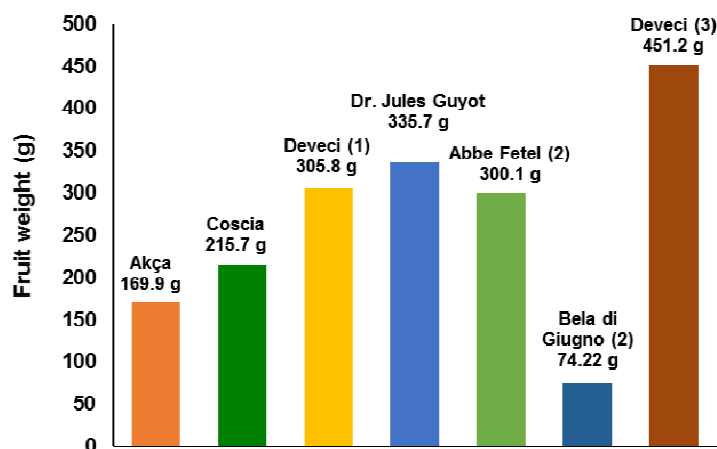
**Table 2. Pomological characteristics of pear cultivars**

Cultivars	Average fruit weight (g)	Fruit width (mm)	Fruit length (mm)	Average fruit volume (cm <sup>3</sup> )	Fruit flesh firmness (lb cm <sup>-2</sup> )	TSS (%)	pH	TA (%)
Akça <sup>(1)</sup>	169.93 de	63.09 d	82.33 bc	179.22 c	10.61 cd	15.95	3.66	0.33

Coscia <sup>(1)</sup>	215.71 cd	69.53 cd	88.49 bc	218.47 c	13.88 bc	13.50	4.38	0.56
Deveci <sup>(1)</sup>	305.81 bc	81.34 ab	83.53 bc	316.44 b	19.22 a	15.85	3.72	0.33
Dr. Jules Guyot <sup>(1)</sup>	335.70 b	78.13 bc	109.47 a	349.08 b	12.60 cd	14.55	3.64	0.36
Abbe Fetel <sup>(2)</sup>	300.14 bc	77.02 bc	114.64 a	309.78 b	7.90 d	15.30	4.50	0.34
Bela Di Guigno <sup>(3)</sup>	74.22 e	50.80 e	76.58 c	76.82 d	7.71 d	14.70	4.36	0.52
Deveci <sup>(3)</sup>	451.16 a	92.28 a	92.21 b	428.39 a	18.00 ab	15.25	3.83	0.41

Means followed by the same letter in the same column are not significantly different according to Duncan's multiple range test at  $P < 0.05$ .

“<sup>(1)</sup>”: Budded on quince seedling, “<sup>(2)</sup>”: Budded on BA 29 rootstock, “<sup>(3)</sup>”: Budded on Quince A rootstock.



**Fig. 2. The average fruit weight values of the pear varieties budded on different rootstocks**

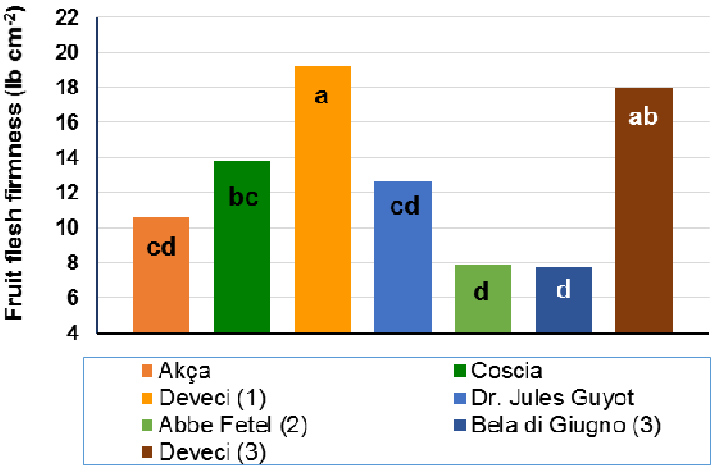
The highest volume of fruit was in Deveci /Quince A with 428.39 cm<sup>3</sup> and this variety was followed by Dr. Jules Guyot, Deveci/quince seedling and Abbe Fetel/BA 29 with 349.08, 316.44 and 309.78 cm<sup>3</sup> respectively. The lowest fruit volume was determined in Bela di Guigno with 76.58 cm<sup>3</sup>.

Significant differences were also found between fruit varieties in terms of fruit firmness values (Table 2, Figure 3). The highest value was found in with Deveci/quince seedling with 19.22 lb cm<sup>-2</sup> and the lowest value was found in Abbe Fetel and Bela di Guigno (7.90 and 7.71 lb cm<sup>-2</sup>, respectively).

No statistically significant differences were found among pear varieties in terms of TSS matter, pH and titratable acid content. The highest amount of water-soluble dry matter was in Akça with 15.95%, followed by Deveci/ pear seedling with 15.85% and Abbe Fetel with 15.30%. The lowest TSS was found in the Coscia cultivar with 13.50%. The pH values of the pear varieties used in the experiment were found between 3.64 (Dr. Jules Guyot) and 4.50 (Abbe Fetel). The highest titratable acidity value in terms of the malic acid was in Coscia with 0.56%, while the lowest acidity was determined in the varieties of Akça and Deveci/pear seedling with 0.33%.

Ercan [10] carried out a research on 18 pear cultivars in İzmir to determine suitable domestic and foreign pear varieties in the Aegean Region. Ercan [10] determined the fruit weight of the cultivars Abbe Fetel, Akça, Coscia, Dr. Jules Guyot as 194.6, 54, 128.2, 244.3 g, the fruit width as 60.0, 44.8, 54.3, 72.9 mm, the fruit size as 97.9, 61.7, 71.4 and 85.6 mm, the fruit firmness as 1.3, 9.4, 8.9, 8.5 lb cm<sup>-2</sup> and the TSS as 14.2, 11.5, 10.0 and 11.5 %, respectively.

226 In a survey carried out on a total of 15 pear varieties in the Southeast Anatolia Region  
 227 between 1985 and 1993, the average fruit weights of Akça and Deveci varieties were 67.3 g  
 228 and 257.2 g, fruit width 47.0 mm and 72.3 mm, fruit size 60.8 and 99.2 mm, total soluble  
 229 solids matter (TSS) was determined to be 15.3% and 17.3% [11].



230  
 231  
 232 **Fig. 3. Average fruit firmness values of pear varieties**  
 233  
 234

235 In the "Pear Introduction and Adaptation Experiment" conducted by Akçay et al. [12] at  
 236 Atatürk Horticultural Central Research Institute, the average fruit weights for Akça and  
 237 Deveci which we used in our experiment were determined as 58.39 and 323.49 g, the fruit  
 238 width was 42.61 and 75.40 mm, the fruit size was 56.30 and 80.98 mm, the fruit **firmness**  
 239 was 4.34 and 6.10 kg/cm<sup>2</sup>, the TSS was 14.06 % and 13.40 % and the amount of titratable  
 240 acid 0.23 % and 0.30 %, respectively.

241 In the experiment conducted on 6 years old **Deveci** pear (*Pyrus communis* L.) varieties  
 242 planted on Quince A rootstock under the conditions of Egirdir (Isparta-Turkey), Canlı et al.  
 243 [14] determined the fruit weight as 300.46 g, the fruit diameter as 82.04 mm, the fruit size as  
 244 86.66 mm, the fruit **firmness** as 21.87 lb, TSS as 14.05%, pH as 4.39 and titratable acidity as  
 245 0.13 %.

246 In a study conducted to determine pear varieties suitable for Ispir (Erzurum) district  
 247 conditions, the highest average fruit varieties were in Deveci (302.25 g) and the lowest **was**  
 248 in B.P. Morettini (174 g) [13]. The fruit width of the varieties used in the same study varied  
 249 between 58.5 mm (B.P. Morettini) to 81.5 mm (Deveci); the fruit size varied between 80.5  
 250 mm (B.P. Morettini) and 100 mm (Santa Maria). The TSS amount, fruit juice pH values, the  
 251 total sugar content varied between 17.87% (Coscia) and 21.75% (Santa Maria), 4.03  
 252 (Coscia) and 4.28 (Santa Maria) and 8.87% (Williams) and 11.75% (Deveci) respectively. In  
 253 terms of fruit **firmness**, the highest value was found in Deveci (6.25 kg) while the lowest  
 254 value was found in Coscia (5.15 kg) [13].

255 Kılıç and Bostan [15] examined the fruit and tree characteristics of 23 local pear varieties  
 256 grown in Gürgentepe district of Ordu province. The fruit weight varied between 36.23 and  
 257 146.65 g, fruit width between 41.43 and 65.25 mm, fruit size between 41.37 and 74.75 mm,  
 258 fruit volume between 49.50 and 170.55 cm<sup>3</sup>, fruit firmness between 4.29 and 9.36 kg, pH  
 259 value in fruit juice between 3.76 and 4.78, TSS between 6.59 % and 15.38 % and the  
 260 amount of titratable acidity varied between 1.73 and 15.53 %.

261



#### 4. CONCLUSION

The reason why phenological and pomological results obtained in this study differed from the values obtained from the studies carried out for some local and foreign pear varieties in different ecological conditions may be due to the differences in the varieties used, differences in the tree age, differences in the rootstocks on which the varieties planted, the ecological conditions of the cultivation area, differences in caring methods (irrigation, pruning, fertilizing, tillage etc.). Whether dilution has been realized or not, differences in the agricultural pesticides used and even if the same pesticide was used, may be due to the differences in the harvest dates.

The Bella di Giugno variety from the varieties used in our research stands out as the earliest ripening variety. Ripening in a time when there are no pears sold in bazaars or markets, this pear variety is sold for 2-3 TL for 1 kg although it constitutes a small proportion of the fruits in Şanlıurfa conditions. Even the Akça variety, which ripens 20 days after Bella di Giugno, is sold for very good prices in Şanlıurfa market. If the other pear varieties which ripen later than these varieties are grown in sufficient amounts to meet the needs of the provinces in the region, we think that there will not be any problem of marketing them.

As a result of this study, it was determined that the Deveci pear variety of Şanlıurfa ecology can be grown as high quality as the Marmara, Aegean, Mediterranean and Central Anatolia regions. Deveci pear, which will be grown in the closed pear gardens to be installed in high altitude highlands of Şanlıurfa (Siverek, Hilvan, Bozova), will be a kind of fruit which will be sold all over Şanlıurfa and the neighboring provinces in the future and will provide higher income for pear producers with the increasing of storage possibilities.

#### COMPETING INTERESTS

Author has declared that no competing interests exist.

#### REFERENCES

1. Özbek S. Özel Meyvecilik. Çukurova Üniversitesi Ziraat Fakültesi Yayınları, No:128, 428 p; 1978.
2. Özçağırın R, Ünal A, Özeker E, İsfendiyoğlu M. Ilıman İklim Meyve Türleri. Yumuşak Çekirdekli Meyveler, Volume-II. Ege Üniversitesi Yay: 556. 200 p; 2004.
3. İkinci A, Bolat I, Ercisli S, Kodad O. Influence of rootstocks on growth, yield, fruit quality and leaf mineral element contents of pear cv. 'Santa Maria' in semi-arid conditions. Biological Research, 2014; 47(71):1-8. DOI: 10.1186/0717-6287-47-71.
4. Wertheim SJ. Rootstock Guide. Apple, Pear, Cherry, European Plum. The Netherlands, Fruit Research Station Wilhelminadorp. 144 p.; 1998.
5. Wertheim SJ. Rootstocks for European pear: A review. Acta Hort. 2002; 596: 299-309.
6. Anonymous. Quince as pear rootstock. University of California, The Fruit & Nut Research and Information Center. 2017. Accessed 03 November 2017. Available: <http://fruitandnuteducation.ucdavis.edu/fruitnutproduction/Pear/QuincePearRootstock/>.
7. Reil WO, Ireland J, Elkins RB. Propagation and rootstock selection. In: Pear Production and Handling Manual (B. Mitcham and R. Elkins, eds.). Oakland: University of California Division of Agriculture and Natural Resources Publication 3483; 2007.
8. Lombard PB, Westwood MN. Pear rootstocks. In Rootstocks for Fruit Crops. Eds. R.C. Rom and R.F. Carlson. John Wiley and Sons, Inc., New York, pp 145—183; 1987.



- 313 9. Elkins RB, DeJong TM. Effect of training system and rootstock on growth and  
314 productivity of Golden Russet® Bosc pear trees. Acta Hort. 2002; 596:603-607.
- 315 10. Ercan N. The selection of native and foreign pear cultivars suitable for the Aegean  
316 region of Turkey. Anadolu. 1996; 6:58-74.
- 317 11. Kaplan N. Determination of suitable pear varieties in Southeastern Anatolia Region.  
318 Pome Fruits Symposium., pp. 45-52, 2-5 September, Yalova; 1997.
- 319 12. Akçay ME, Büyükyılmaz M, Burak M. Promising pear cultivars for the Marmara Region  
320 – IV. Bahçe, 2009; 38:1-10.
- 321 13. Ertürk Y, Güteryüz M, Erdoğan ÜG. Investigation on yield and growth of some pear  
322 cultivars on quince A in İspir (upper Çoruh basin) ecological condition. Bahçe, 2009;  
323 38:11-17.
- 324 14. Canlı FA, Pektaş M, Kelen M. Effects of pre-harvest plant growth regulator sprays on  
325 fruit quality of ‘Deveci’ pear (*Pyrus communis* L.). Journal of Applied Biological  
326 Sciences, 2009; 3:81-84.
- 327 15. Kılıç D, Bostan SZ. Fruit and tree characteristics of local pear cultivars grown in  
328 Gürgentepe county (Ordu province, Turkey). Electronic Journal of Vocational Colleges,  
329 Ejovoc., Special Issue 2<sup>nd</sup> International Multidisciplinary Eurasian Congress, 2016; 6:21-  
330 32.