

Treatments of Recycled Pulps from Old Corrugated Containers. Part II. The Effects of Boron Compounds on Strength Properties

ABSTRACT

The paper from secondary fibers has generally considered to be used in corrugated cardboard production. For this purpose, Sack Corrugated Test (SCT) and Corrugated Medium Tests were used to determine the strength resistance behaviors. The highest CMT value of 73.5kN/m was found with first **recycling** stage of control samples. For boron treated pulps, the highest CMT of 63.3 N was found at 10% boric acid treatment at second **recycling** phase followed by 5.0% boric acid treatment at second **recycling** phase, respectively. However, some level improvement of SCT properties was observed at certain level both boric acid and sodium borohydride treatment conditions. the highest improvements of SCT of test papers was found with 5.0% boric acid treatment at forth **recycling** phase that show approximately 39.74% improvement **compared** to control. **Moreover**, at the fifth recycled stage, quite high burst strength values observed with at both selected boron treatment conditions that approximately 32.31% and 35.94% higher burst strengths at 5.0% level while 20.32% and 14.06% higher burst strengths at 10% boric acid and sodium borohydride level compare to control sample at similar recycling phase. The more less similar trend was also observed for tensile strength properties of test papers. The highest tensile strength (index) of 19.74 Nm/g and tensile stiffness value of 386 kN/m was observed at second **recycling** phase with boric acid. For tensile energy absorption (TEA) properties, only 10% sodium borohydride treated test papers showed higher TEA of 23.25 j/m² **compared** to counterpart control samples (C₂: 20.60 j/m²).

Keywords: Old Corrugated Container, **recycling**, boron compounds, tensile strength, burst strength, corrugated medium test,

INTRODUCTION

The multi-stage paper production stages **affect the structure** of cellulose by both chemically and physically [1]. To manufacture paper products from recovered cellulosic fibers (secondary fibers/pulps), the secondary pulp needs to have intrinsic strength and some certain properties. However, it was noted that some of the fillers have removed during recycling, which indicates that papermaking from secondary pulps **requires** higher fillers [2]. Moreover, the cellulose fiber undergoes mechanical and drying cycles during papermaking and causing a very complex phenomenon and has not fully explained yet. These changes have usually called *hornification* that **irreversible hydrogen bonding potential** and hydrophilic nature of cellulose fibers [3-7]. In addition, the removing of hemicellulose and lignin from the cell wall during **recycling** also causes the collapse and negative impact on cellulose structure. In hornified fibers, the amorphous region has typically reduced to some extent resulting increasing crystalline index with lowering re-wetting propeties of fibers [7-11].

Since environmental concern and protection of natural forestlands for papermaking industry, the recycling of post-consumer paper products has become an important issue in worldwide. Hence many technologies and alternative approaches have become established regarding waste paper recycling.

A typical paper sheet is a composite material that contains cellulosic fibers, air, fillers and some extraneous materials. However, fiber-fiber bonding is closely associated with fibers contact areas and important parameter for paper strengths [12]. Certain chemicals have been reported to be promote fibre bonding and improve paper properties some level [3, 13-16]. It was proposed by Wistara and Young (1999) that the microstructure of cellulose must be modified to establishing further swelling capacity. Moreover, hemicelluloses have also important influences in regulating the physical properties of the pulps during recycling [15]. It was reported that the cellulose fabrics treated with banana pseudostem sap (BPS) an plant extract, show stable natural colour, and there was no significant degradation in mechanical strengths with imparting flame retardancy to cellulose substrate [16]. Basak et al. (2016), utilized green coconut shell extract (GCSE), obtained by extraction of green coconut shell and employed along with boric acid (BA) as a fire retardant agent for cellulosic paper. The GCSE and 2% BA application was reported to be enhance flame resisting property to cellulose paper [17].

Although some research conducted for pulping of lignocellulosics with boron compounds, and valuable restoring effects on pulp properties [18-22], there has not much information available in literature regarding certain boron compounds treatments of secondary pulps and their effects on paper properties. A systematic approach have carried out with boric acid and sodium borohydride on recycled old corrugated containers (OCC) substrate to determine clear effects on recycling approach and chosen methods. In the first part of this study, 'Treatments of Recycled Pulps from Old Corrugated Containers. Part I. The Effects of Boron Compounds on Optical and Physical Properties' has already send to "submitted for publication". In the second part of this study, it is aimed to study for providing more fundamental understanding of the strength development of recycled fibres from old corrugated container (OCC) fibers.

MATERIALS AND METHODS

The additive and treatment free recycled pulps from old corrugated containers were supplied from a commercially operated paper recycling plant, located in Istanbul, Turkey. The purity level of the boron compounds (boric acid and sodium borohydride) used is above 95%. The chemicals were supplied directly from the Etibank Borax plant, located in Bandırma, Turkey. The test papers were prepared as 120 g/m² (typical level for OCC manufactured papers) accordance with Tappi Standards (T-205) [23]. The detailed information on boron compounds, experimental recycling procedures for treatment of OCC substrate and related similar informations have already given in first part of this study.

The standard paper strength tests were applied. These involves determination of The mechanical properties of handsheets were measured according to Tappi T-494 [24] and burst strengths [25]. Sack Crushing Strength Test or Short Compression Test (SCT) that is indicates internal compression resistance of paper fibres and suitable for fluting in the middle layer of the cardboards, was applied on sheets accordance with ISO 9895 standard [26]. The SCT properties of papers are expressed in Kilonewtons/Meter (kN/m).The Corrugating Medium Test (CMT) was also conducted on hand sheets followed ISO 7263 standard [27]. The CMT determines the flat crush resistance of corrugating papers and made on laboratory corrugated samples for describing the usability for fluting. CMT is a way of estimating the crush resistance of corrugated board manufactured with those papers. The CMT is expressed in Newtons (N). Both SCT and CMT tests have used after forming corrugated paper forms, and usually applied on corrugated papers alternatively to each other.

While many combinations were utilized during recycling procedure of cellulose fibers, some code number and abbreviations were established throughout the study given in

99 Figures and Tables. These are: C: Control, Bx: Boric acid; NaB: Sodium borohydride; 5 and
100 10: chemical concentration %, weight/weight; 1, 2,3,4, and 5: recycling number.

101

102 RESULTS AND DISCUSSION

103 The burst strength values of the test papers produced from the control and treated
104 pulps are given comparatively in Table 1. It has realized that the burst strengths of control
105 papers have increased in the first two recycling steps. Then, it has showed a downward trend
106 in further recycling operations. The similar results have also been observed with sodium
107 borohydride and boric acid treated pulps.

108 However, in general, the burst strength values of sodium borohydride and boric acid
109 treated pulps show about 3.22% to 20.43% lower than the control samples up to fourth
110 recycling steps. Interestingly, at the fifth recycled phase, quite high burst strength values
111 observed that approximately 32.31% and 35.94% higher at 5.0% concentration while 20.32%
112 and 14.06% higher burst strengths at 10% concentration in comparison to control sample at
113 similar recycling phase. It is important to note that selected boron compounds used in this
114 study exhibit a more moderate reduction on burst strength, even though they may only limited
115 improvements in other recycling phases.

Table 1. Burst strength properties of papers made from recycled OCC pulps

Sample	Burst strength (kPa)	Burst index (kPa m ² /g)	% Change (from former treatment)	% Change (from control)
C ₁	119	0.95	0.0	0.0
C ₂	118	1.07	8.42	0.0
C ₃	98	0.88	-17.75	0.0
C ₄	102	0.93	5.68	0.0
C ₅	70	0.64	-31.18	0.0
5NaB ₁	95	0.86	0.0	-9.47
5NaB ₂	115	0.92	6.97	-14.10
5NaB ₃	92	0.84	-8.69	-4.54
5NaB ₄	99	0.90	0.71	-3.22
5NaB ₅	87	0.85	-5.56	32.31
10NaB ₁	101	0.81	0.0	-14.73
10NaB ₂	98	0.89	9.87	-16.82
10NaB ₃	84	0.78	-12.36	-11.36
10NaB ₄	85	0.83	6.41	-10.80
10NaB ₅	68	0.77	-16.87	20.32
5Bx ₁	104	0.83	0.0	-12.63
5Bx ₂	119	1.08	30.12	0.93
5Bx ₃	93	0.82	-24.07	-6.81
5Bx ₄	93	0.86	4.87	-7.53
5Bx ₅	104	0.87	1.16	35.94
10Bx ₁	114	0.91	0.0	-4.21
10Bx ₂	110	1.0	9.89	-5.61

10Bx₃	88	0.80	-20.0	-9.09
10Bx₄	81	0.74	-7.50	-20.43
10Bx₅	66	0.73	-1.35	14.06

Figures 1 and 2 show the effects of boron compounds concentration in recycling stages on burst strength properties of hand sheets. It has been observed that the increasing sodium borohydride concentration at higher recycling phase has no positive effects while at lower recycling number (up to two) and sodium borohydride concentration shown to improving burst strengths of sheets (**Figure 3**). Like sodium borohydride treatments, lower recycling phase (up to two) but in both level boric acid concentration have increasing effects on burst strengths of sheets (**Figure 4**). Increasing recycling phase beyond second recycling phase have not effective for improving burst strengths of papers made from selected boron treated recycled OCC pulps.

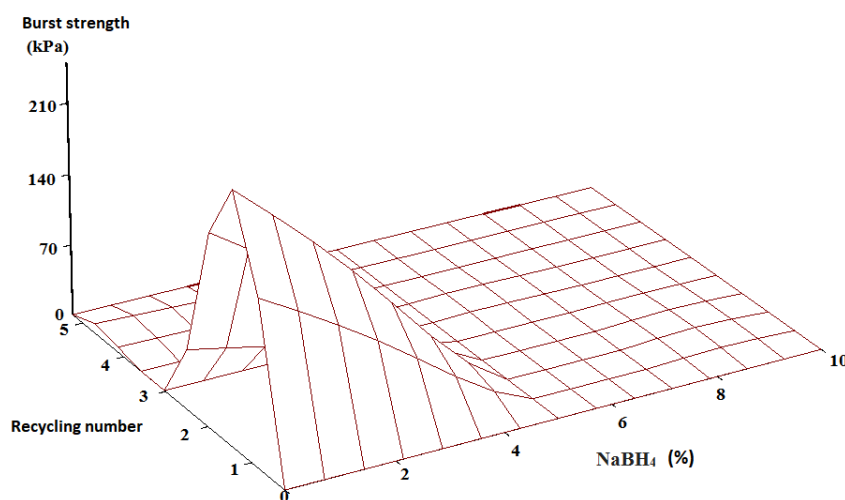


Figure 1. The effects of sodium borohydride concentration and recycling phase on burst strengths of papers.

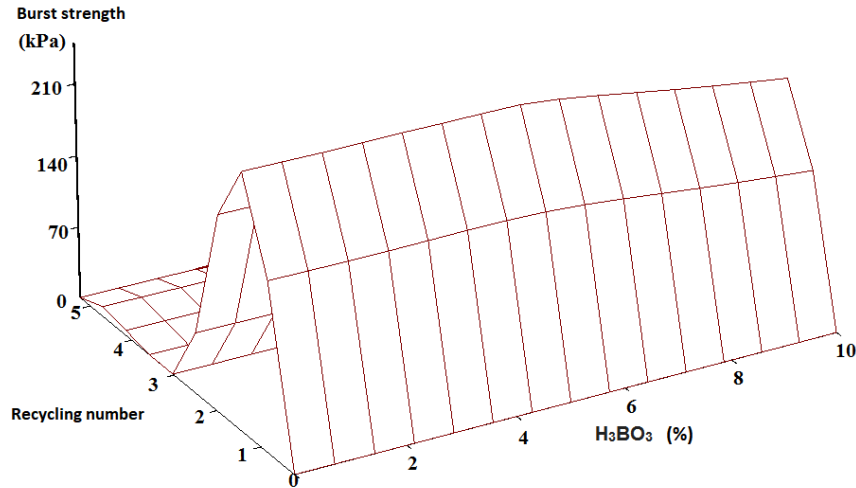


Figure 2. The effects of boric acid concentration and recycling phase on burst strengths of papers

In Table 2 the tensile strengths properties of the test papers are given comparatively. In general, the tensile properties (index) of control samples **did not** change much and even decreased only by 1.20% to 5.79%, **continuously** recycling procedure. It is important to note that **no** any improvements was observed with sodium borohydride treated pulps regardless of concentration and **recycling** phase, except 10% treatment conditions at second **recycling** stage (10NaB₂) that shows only 3.23% improvement **in comparison** to control samples.

For boric acid treatments, except in 5.0% conditions at first recycling stage (5Bx₁), 2.69 to 8.34% improvements of tensile strengths were observed compare to counterpart control samples. The highest tensile **index** of 19.74 Nm/g was observed at second **recycling stage** (5Bx₂).

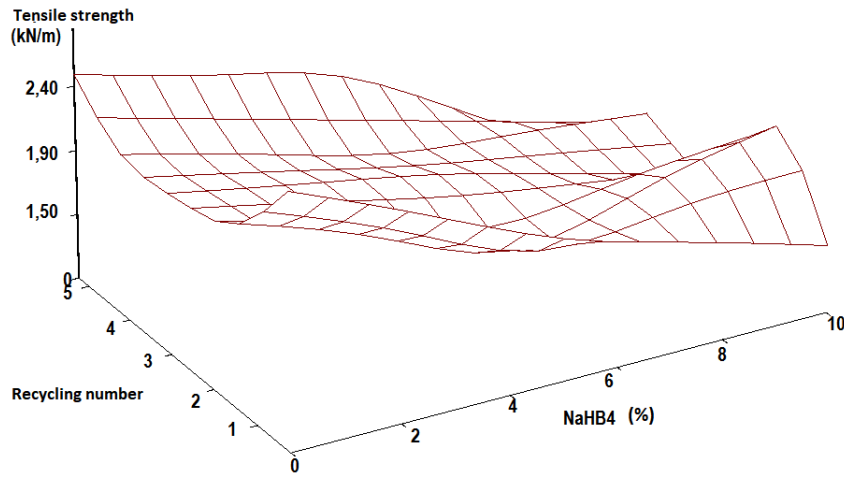
Stretch is usually reported percentage of elongation. As seen in Table 2, **marginally changes** were observed regarding stretches of papers. The changes **occurs only** in marginal limits. However, tensile stiffness is the ratio of tensile force per unit width to tensile strain within the elastic region of the tensile-strain **relations**. The highest tensile stiffness value of 386 kN/m was observed with 5.0% boric acid treatment at fifth **recycling** phase that is the only higher value for boron treated pulps regardless of recycling phase, than counterpart control samples. Tensile energy absorption (TEA) is the work done when a specimen is stressed to rupture in tension under prescribed conditions. It is expressed as energy per unit area (test span × width) of test specimen. For sodium borohydride treatments of secondary pulps, only 10% treated pulps at second recycling phase (10NaB₂) show higher TEA of 23.25 J/m² compared to counterpart control samples (C₂: 20.60 J/m²). It is important to note that boric acid **seems to be** effective only at 5.0% concentration phase (except first **recycling** stage).

From the results observed in Table 2, it can be summarized that treatment of OCC secondary fibers with both boron compounds at 5.0% treatment levels have some restoring/improving effects on the tensile strength values at certain treatment phases.

Table 2. Tensile strength properties of papers made from recycled OCC pulps

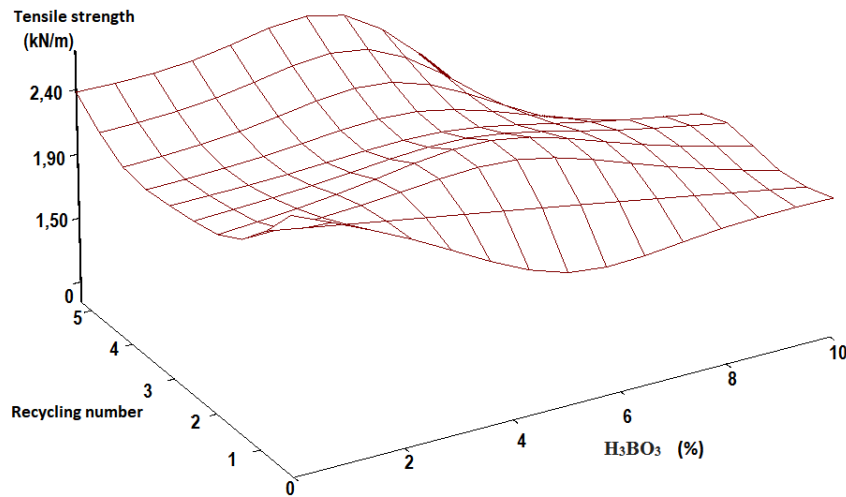
Sample	Tensile strength (kN/m)	Stretch (%)	TEA (J/m ²)	Tensile stiffness (kN/m)	Tensile index (Nm/g)
C ₁	2.40	1.69	31.20	356	19.34
C ₂	2.15	1.34	20.60	341	18.22
C ₃	2.09	1.28	19.15	313	18.0
C ₄	2.08	1.27	16.10	255	18.26
C ₅	2.24	1.21	18.15	328	18.98
5NaB ₁	2.02	1.88	26.75	269	16.10
5NaB ₂	1.85	1.52	20.40	273	16.67
5NaB ₃	1.93	1.25	17.05	272	17.79
5NaB ₄	1.87	1.27	16.10	254	17.32
5NaB ₅	2.02	1.29	17.85	291	18.53
10NaB ₁	1.77	1.96	25.0	212	14.71
10NaB ₂	2.05	1.59	23.25	274	18.81
10NaB ₃	1.72	1.20	14.10	259	17.73
10NaB ₄	1.80	1.80	16.20	257	17.39
10NaB ₅	1.54	0.95	10.33	266	17.50
5Bx ₁	1.93	1.72	23.25	254	16.69
5Bx ₂	2.23	1.45	22.90	302	19.74
5Bx ₃	2.13	1.32	19.50	290	18.85
5Bx ₄	2.16	1.29	19.80	296	18.94
5Bx ₅	2.30	1.14	19.15	386	19.49
10Bx ₁	1.96	1.71	24.0	253	15.68
10Bx ₂	1.93	1.09	14.83	289	17.31
10Bx ₃	1.97	1.42	19.25	267	18.41
10Bx ₄	1.74	1.20	14.20	253	16.57
10Bx ₅	1.42	1.10	10.71	228	13.40

Figures 3 and 4 show the combined effects of sodium borohydride and boric acid concentration during recycling phases on tensile strength properties of test papers. It has been observed that the increasing sodium borohydride concentration at low recycling phase marginally improving effects (Figure 3). In contrast to sodium borohydride, low level of boric acid concentration and higher recycling phase positively affects tensile strengths of sheets (Figure 4). In this sense, increasing boric acid concentration to 10% up to third recycling phase not effective for improving tensile strengths of papers.



167

Figure 3. The effects of sodium borohydride concentration and recycling phase on tensile strengths of papers



168

Figure 4. The effects of boric acid concentration and recycling phase on tensile strengths of papers

The Corrugate Medium Test (CMT) values of the test papers are given in Table 3. It can be seen that there is not certain restoring trend realized for the CMT values of test papers. It seems to selected boron compounds have not positively affected the CMT of papers. The highest CMT value of 73.5 N was found after first recycling stage of control samples. However, for boron treated pulps, the highest CMT of 63.3 N was found at 10% boric acid treatment at second recycling phase (10Bx₂) followed by 5.0% boric acid treatment at second recycling phase (5Bx₂), respectively.

Table 3. Corrugated Medium (CMT) strength properties of papers made from recycled OCC pulps

Sample	CMT (N)	Change (% ₀ , from former stage)	Change (% ₀ , from control)
C₁	73.5	0.0	0.0
C₂	60.7	-17.41	0.0
C₃	50.0	-17.62	0.0
C₄	46.0	-8.0	0.0
C₅	45.7	-0.06	0.0
5NaB₁	69.3	0.0	-5.71
5NaB₂	54.3	-21.64	-10.54
5NaB₃	46.7	-13.99	-6.60
5NaB₄	43.7	-6.2	-5.00
5NaB₅	39.0	-10.76	-14.66
10NaB₁	61.7	0.0	-16.05
10NaB₂	59.0	-4.38	-2.80
10NaB₃	40.1	-3.03	-19.98
10NaB₄	37.0	-7.73	-19.56
10NaB₅	29.7	-1.72	-35.01
5Bx₁	63.3	0.0	-13.54
5Bx₂	62.3	-1.58	2.63
5Bx₃	43.3	-30.49	-13.40
5Bx₄	41.7	-12.70	-7.17
5Bx₅	36.0	-21.21	-21.22
10Bx₁	60.7	0.0	-17.41
10Bx₂	63.3	5.43	4.28
10Bx₃	43.3	-31.59	-13.40
10Bx₄	39.0	-9.90	-15.21
10Bx₅	29.7	-23.84	-35.01

Figures 5 and 6 show the effects of boron compounds of sodium borohydride and boric acid in recycling phases on CMT properties of test papers. It has been observed that the increasing sodium borohydride concentration does not influence on CMT values while increasing recycling number negatively affects the test papers. Interestingly, more less similar trend was also observed in case of boric acid treatment conditions as seen in Figure 6.

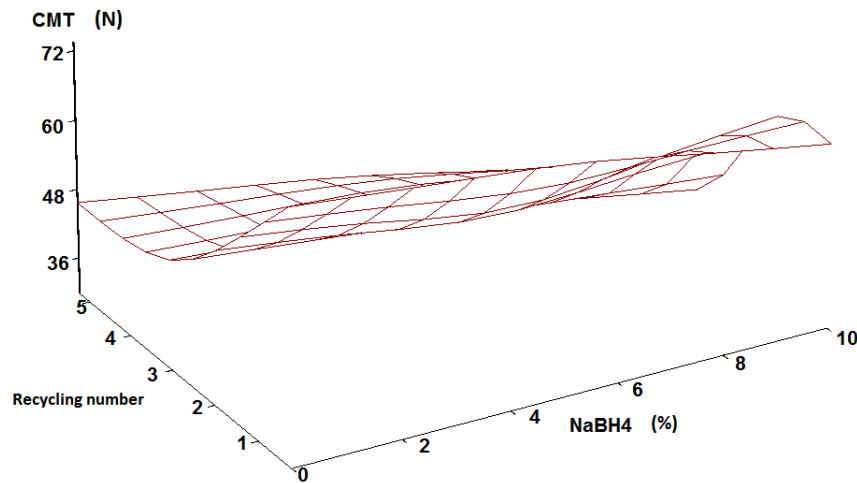


Figure 5. The effects of sodium borohydride concentration and recycling phase on CMT properties of papers

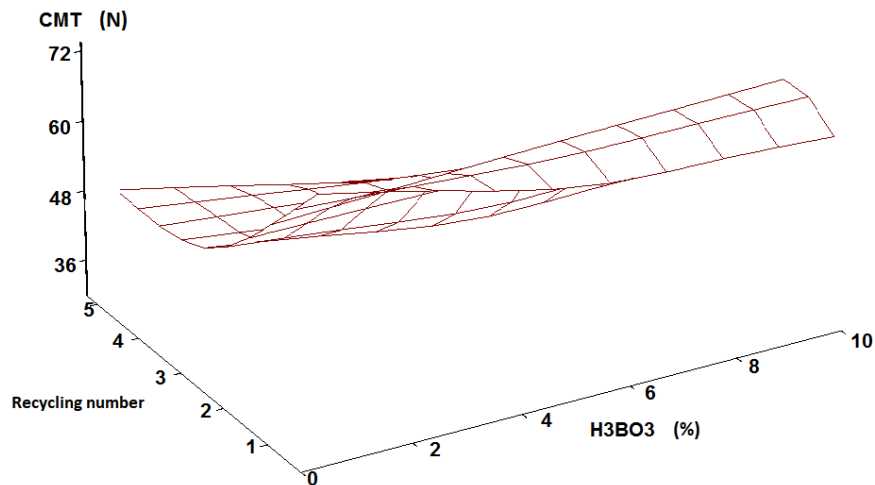


Figure 6. The effects of boric acid concentration and recycling phase on CMT properties of papers

The paper from secondary fibers has generally considered to be used in corrugated cardboard production. For this purpose, Sack Corrugated Test (SCT) is used to determine the surface crush strength resistance behaviors. In this test, the content of paper is more sensitive than fiber content as compared to conventional testing methods. In Table 4, the SCT values of the test papers produced from the treated secondary fibers with the control and boron compounds are given comparatively. As seen in Table 4, the SCT properties of the (control) papers showed a steady decline as the recycling stage increased. It is very complicated to interpret the data presented in Table 4. However, some level improvement of SCT properties was observed at certain level of samples treated by both boric acid and sodium borohydride. However, the highest SCT value of 1.18 kN/m was found for control sample (C₁). The highest improvement of SCT of test papers under treatment conditions with 5%

189 **boric 5.0% boric acid** at forth **recycling** phase (5Bx₄) that shows approx. 39.74% improvement
 190 as compared to control samples (C₄: 0.78 kN/m vs 5Bx₄: 1.09 kN/m), followed 16.44%
 191 improvement by fifth recycling phase at same boric acid **concentration**.

Table 4. SCT strength properties of papers made from recycled OCC pulps

Treatment	SCT (kN/m)	% Change (from former treatment)	% Change (from control)
C ₁	1.18	0.0	0.0
C ₂	1.16	-1.72	0.0
C ₃	1.09	-7.62	0.0
C ₄	0.78	-28.44	0.0
C ₅	0.73	-0.64	0.0
5NaB ₁	0.96	0.0	-17.24
5NaB ₂	0.88	-9.38	-26.27
5NaB ₃	0.87	-1.14	-19.27
5NaB ₄	0.78	-11.36	0.0
5NaB ₅	0.92	17.94	8.00
10NaB ₁	0.90	0.0	-22.41
10NaB ₂	1.09	21.11	-7.63
10NaB ₃	0.92	-15.59	-15.59
10NaB ₄	0.84	-8.69	7.69
10NaB ₅	0.67	-20.24	-8.21
5Bx ₁	0.99	0.0	-14.65
5Bx ₂	1.15	16.16	-2.54
5Bx ₃	1.0	-13.04	-8.26
5Bx ₄	1.09	8.26	39.74
5Bx ₅	0.85	-22.02	16.44
10Bx ₁	0.98	0.0	-15.51
10Bx ₂	1.13	15.31	-4.23
10Bx ₃	0.92	-18.58	-15.59
10Bx ₄	0.82	-10.87	-5.13
10Bx ₅	0.66	-19.51	-9.59

192
 193 The results **given** in Table 4 **were** used to interpret selected boron compounds and
 194 recycling phase effects on SCT properties of tested papers. Hence, **sodium borohydride and**
 195 **boric acid effects during** recycling stages effects on SCT properties presented in Figure 7 and
 196 8, respectively.

197 It can be seen that middle level of recycling (up to third) with 10% sodium
 198 borohydride has some improving effects on SCT properties (Figure 7). However, treatment of
 199 secondary OCC fibers with boric acid was found to have the only positive effect on the SCT
 200 properties at low concentration (5.0%) and at middle level recycling stages (up to third) (Figure
 201 8).

202 In general, it has been observed that the increase in recycle number and selected
 203 boron content concentrations have usually negative impact on the SCT properties of the test

papers, but the SCT value changes were found to be within marginal levels for certain treatment conditions (see in Table 4)

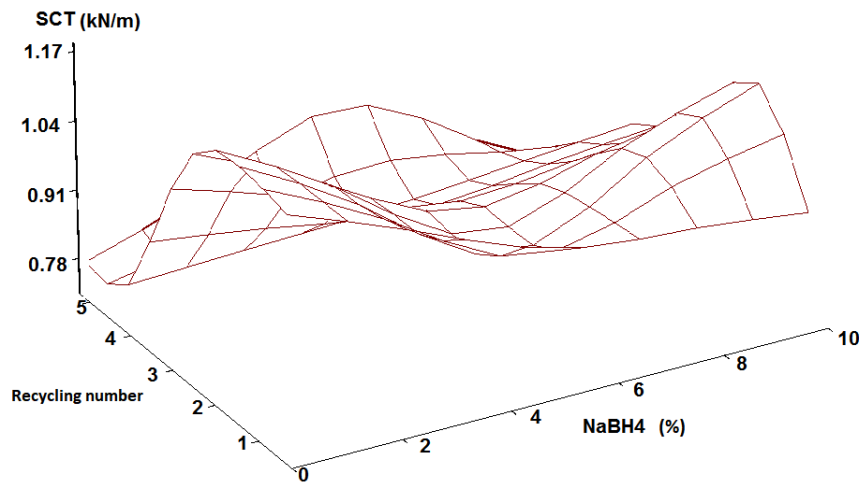


Figure 7. The effects of sodium borohydride concentration and recycling phase on SCT properties of papers

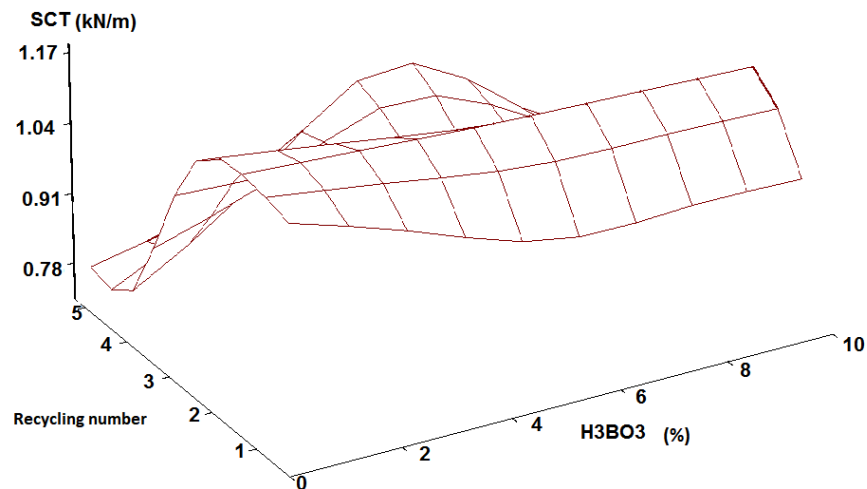


Figure 8. The effects of boric acid concentration and recycling phase on SCT properties of papers

Wistara et al. (1999) reported that the recycling affects lowering surface energy of cellulosic fibers. This hypothesis has been suggested that the disruption of hemicelluloses may occur during recycling of cellulose. They have proposed that some compounds could be capable oxidizing fiber surfaces resulting increasing carboxylic and OH groups on the surface of the fibers during recycling. These clearly affect substitution of -OH groups and resulting further swelling and, improve physical properties of sheets [15]. In our study, there has only marginal improvements of paper strengths was observed while some properties have been found to be restore at certain boron compounds treatment conditions.

CONCLUSIONS

The corrugated container manufacturing is an important sub parts of papermaking industry. This is because of wide utilization of these products in packaging and transportation needs other consumer products. Thereby, the recycling of these products has important issue and to modify on similar products that they usually re-manufactured from those recycled fibers. The selected boron treatments of the recovered secondary OCC pulps are aimed to improve some strength propertie of sheets made. Although the use of boric acid and sodium borohydride during recycling of OCC pulps as treatment agents shows some variables and limited restoring/improving results on some selected strength properties, the results have found in this study might be a basement for further studies.

LITERATURE

1. **Atalla, R.H. 1992.** Structural change in cellulose during papermaking and recycling. *In* : Rowell, *et.al.* Eds. Material Interaction Relevant to recycling of Wood-Based Material: Proceeding of Materials Research Society Symposium; 1992 April 27-29, San Francisco, CA.
2. **Waterhouse, J. F. 1994.** Improved utilization of recycled fines. A Progress Report No 92, The Institute of Paper Science and Technology, Georgia.
3. **Clark, J. d'A. 1978.** Pulp Technology and Treatment of Paper. Miller Freeman Publications, Inc. San Francisco, USA.
4. **Carlson, G. and Lindstrom, T. 1984.** Hornification of Cellulosic Fibers During Wet Pressing. *Svenk Papperstidning*, No. 15: R119-R125.
5. **Howard, R.C ve Bichard, W. 1992.** The basic effects of recycling on pulp properties, *Journal of Pulp and Paper Sci.*: 18(4): J151.
6. **Diniz, F.J.M.B., Gil, M.H., Castro, J.A.A.M. 2004.** Hornification- its origin and interpretation in wood pulps. *Wood Sci. Technol.*, 37, 489-494.
7. **Hubble, M. A., Venditti, R. A., Rojas, O. J. 2007.** What happens to cellulosic fibers during papermaking and recycling? A review. *Bio Resources* 2(4): 739-788.
8. **Bouchard, J., Douek, M. 1994.** The effects of recycling on the chemical properties of pulps. *Journal of Pulp and Paper Science*, 20 (5): J131-J136.
9. **Brancato, A., Walsh, F. L., Sabo, R., Banerjee, S., 2007.** Effect of recycling on the properties of paper surfaces. *Ind. Eng. Chem. Res.*, 46, 9103-9106.
10. **Cao, B., 1998.** Effect of pulp chemical composition on the recyclability. Ph.D Theses, University of Minnesota, p183, USA.
11. **Somwang, K., Enomae, T., Isogai, A., Onabe, F. 2002.** Changes in cristallinity and re-swelling capability of pulp fibers by recycling treatment. *Japan Tappi Journal*, 56 (6): 863-869.
12. **Torgnysdotter, A., Kulachenko, A., Gradin, P., 2007.** The link between the fiber contact zone and the physical properties of paper: A way to control paper properties. *Journal of Composite Material*, 41 (13).
13. **Bhat, G.R., Heitmann, J.A. and Joyce, T.W. 1991.** Novel techniques for enhancing the strength properties of secondary fiber. *Tappi J.*74(9), 151-157.
14. **Gurnagul, N. 1995.** Sodium hyrooxide addition during recycling; Effects on fiber swelling and sheet strength. *Tappi J.*: 78(12); 119.
15. **Wistara, N., Young, R.A. 1999.** Properties and treatments of pulps from recycled paper. Part I. Physical and chemical properties of pulps. *Cellulose* (6), 291- 324.
16. **Wistara, N., Zhang, X., Young, R. A. 1999.** Properties and treatments of pulps fro recycled paper. Part II. Surface properties and cristallinity of fibers and fines. *Cellulose* 6, 325 – 348.

- 266 17. Basak, S., Samanta, K., Saxena, S., et al. 2015. Flame resistant cellulosic substrate
267 using banana pseudostem sap. *Polish Journal of Chemical Technology*, 17(1), pp.
268 123-133.
- 269 18. Basak, S., Patil, P.G., Shaikh, A.J. and Samantha, K.K. 2016. Green coconut shell
270 extract and boric acid: new formulation for making thermally stable cellulosic paper,
271 91 (11): 28711-2881.
- 272 19. Tutuş A, Ateş S, Deniz I. 2010. Pulp and paper production from spruce wood with
273 kraft and modified kraft methods. *African Journal of Biotechnology*, 9(11):1648–1654.
- 274 20. Tutuş A, Çiçekler M, Deniz İ. 2012. Using of burnt red pine wood for pulp and paper
275 production, (Turkish, Abstract in English), *KSU Journal of Engineering Sci. (Special*
276 *issue)*:90-95. 13.
- 277 21. Tutuş A, Çiçekler M, Ayaz A. 2016. Evaluation of apricot (*Prunus armeniaca* L.)
278 wood on pulp and paper production, (Turkish, Abstract in English), *Turkish Journal of*
279 *Forestry*, 17(1):61-67.
- 280 22. Saraçbaşı, A., Şahin, H.T., Karademir, A. 2016. Effects of sodium borohydride
281 addition to kraft pulping process of some pine species, *Journal of Forestry Research*,
282 2016/2, A: 134-143.
- 283 23. Tappi standard T-205. Forming handsheets for physical tests of pulp, Tappi Test
284 Methods, Atlanta, GA.
- 285 24. Tappi standard T-494. Tensile Breaking Properties of Paper and Paperboard (Using
286 Constant Rate of Elongation Apparatus), Tappi Test Methods, Atlanta, GA.
- 287 25. Tappi standard T-403. Bursting strength of paper, Tappi Test Methods, Atlanta, GA.
- 288 26. ISO 9895. Paper and board-Compressive strength-Short-span test, International Organization for
289 Standardization, Switzerland.
- 290 27. ISO 7263. Corrugating medium-Determination of the flat crush resistance after laboratory fluting,
291 International Organization for Standardization, Switzerland.